

alkan[®]
KABLO

2025

ÜRÜN KATALOĞU
PRODUCT CATALOGUE

Zertifikat Certificate



Zertifikat No. Certificate No. R 60170383 Blatt Sheet 0001
Ihr Zeichen Client Reference Unser Zeichen Our Reference 0001-I.Ü.-TR23VY8E 001
Anstellungsdatum Date of Issue 06.06.2023 (day/month)



Geprüft nach Tested acc. to EN 50618:2014

Zertifiziertes Produkt (Geräteidentifikation) License category - Einheit License Fee - Unit
Cable (Electric Cables for Photovoltaic Systems)

Type Designation : H12222-K 23
Cross section : 1,5 mm2 to 150 mm2
Trademark : ALKAN
Rated Voltage : AC 1/1 kV; DC 1,5 kV(Max. 1,8 kV DC)
Ambient Temperature : -40°C to +90°C
Max. Conductor Temp. : +120°C (for 20,000 h)

Dem Zertifikat liegt unsere Prüf- und Zertifizierungsanordnung zugrunde und es bildet die Grundlage für die Produktion und den Betrieb...
Zertifizierungsstelle Paulus-Hon



ALKAN KABLO, 45 yıla yakın bir süredir Türk ve dünya markalarının tedariki ve pazarlamasında hizmet veren elektrik sektörünün öncü kuruluşu ALKANLAR'ın en genç markasıdır.

Kurulduğu 2007 yılından beri ISO 9001:2008 KALİTE YÖNETİM SİSTEMİ standartlarında üretim yapan ALKAN KABLO her geçen gün üretim hacmi ve Pazar payını arttırarak vizyonunu genişletmektedir.

Halen tesisat (bakır ve alüminyum iletkenli alçak gerilim kabloları), zayıf akım kabloları ve bükülgen bağlantı kablolarının TS 9758 (H05V-U/K, H07V-U/R/K), TS 9759 (Nvv), TS 9760 (H05VV-F), TS IEC 60502-1(YVV), TS 60884-1 Türk Standartları'na göre üretimini gerçekleştiren ALKAN KABLO üretiminin %40'ını ihraç ederek ülke ekonomisine büyük katkı sağlamaktadır.

Pazarlama konusunda elektrik sektörünün duayeni, Türkiye'nin en güvenilir kuruluşlarından ALKANLAR'ın gücünü arkasına alarak 43 ülkedeki satış temsilcilikleri ve 5.000'i aşkın satış noktasında yer almanın gururunu taşımaktadır.

ALKAN KABLO tecrübeli ve dinamik kadrosuyla hammadde girişinden ürün sevkine kadar üretimin her aşamasında laboratuvar kontrolleri ile yüksek kalite ve çevreye duyarlı üretim gerçekleştirmektedir.

İşte bu kalite ve hizmet anlayışıyla ALKAN KABLO, sizlerden aldığı güç ve destekle dünya markası olma yolunda emin adımlarla ilerlemeyi misyon olarak benimsemiştir.

ALKAN KABLO, is the youngest brand of ALKANLAR, the pioneering firm of the electrical industry, operating in the supply and marketing of Turkish and global brands for almost 45 years

Manufacturing in compliance with ISO 9001 QUALITY MANAGEMENT SYSTEM since its founding in 2007, ALKAN KABLO continues to expand its vision by increasing its production volume and market share from day to day.

Manufacturing installation (cooper and aluminium conductor low voltage cables), weak current cables and flexible connecting cables according to TS 9758 (H05V-U/K, H07V-U/R/K), TS 9759 (Nvv), TS 9760 (H05VV-F), TS IEC 60502-1(YVV), TS 60884-1 Turkish Standards, ALKAN KABLO exports %40 of its production volume, making a significant contribution to national economy.

Relying on the strenght of the doyenne of the electrical industry and one of the most reliable corporations in Turkey, ALKANLAR in marketing it enjoys the pride of being present in sales offices in 43 countries and over 5,000 sales points.

With its experienced and dynamic staff, ALKAN KABLO conducts high quality and environmentally friendly production from raw material input to products shipping.

Its is with this sense of quality and service and the strength support it derives from you, ALKAN KABLO has made its mission to walk with sure steps toward becoming a global brand.

İÇİNDEKİLER / CONTENTS

Sayfa/Page

0,6/1 kV LSFOH İZOLELİ, TEK DAMARLI SOLAR KABLOLAR	1
0,6/1 kV LSFOH INSULATED SINGLE CORE SOLAR CABLES WITH COPPER CONDUCTOR	
PVC İZOLELİ KILIFSIZ TEK DAMARLI BAKIR İLETKENLİ KABLOLAR	2-3
PVC INSULATED, NON-SHEATED SINGLE CORE CABLES WITH COPPER CONDUCTOR	
PVC İZOLELİ İKİ DAMARLI KORDON VE CAMPER TELİ	4
PVC INSULATED, MULTI CORE FLEXIBLE CABLES AND JUMPER WIRE WITH COPPER CONDUCTOR	
PVC İZOLELİ ÇOK DAMARLI BAKIR İLETKENLİ KABLOLAR	5-7
PVC INSULATED, MULTI CORE CABLES WITH COPPER CONDUCTOR	
PVC İZOLELİ TEK DAMARLI BAKIR İLETKENLİ KABLOLAR	8
PVC INSULATED, SINGLE CORE CABLES WITH COPPER CONDUCTOR	
0,6/1 kV PVC İZOLELİ ÇOK DAMARLI BAKIR İLETKENLİ KABLOLAR	14-20
0,6/1 kV PVC INSULATED, MULTI CORE CABLES WITH COPPER CONDUCTOR	
0,6/1 kV PVC İZOLELİ ÇOK DAMARLI ZIRHLI BAKIR İLETKENLİ KABLOLAR	21-22
0,6/1 kV PVC INSULATED, ARMoured MULTI CORE CABLES WITH COPPER CONDUCTOR	
0,6/1 kV PVC İZOLELİ ÇOK DAMARLI ALÜMİNYUM İLETKENLİ KABLOLAR	23
0,6/1 kV PVC INSULATED, MULTI CORE CABLES WITH ALUMINIUM CONDUCTOR	
0,6/1 kV XLPE İZOLELİ TEK DAMARLI BAKIR İLETKENLİ KABLOLAR	24-27
0,6/1 kV XLPE INSULATED, SINGLE CORE CABLES WITH COPPER CONDUCTOR	
0,6/1 kV XLPE İZOLELİ ÇOK DAMARLI BAKIR İLETKENLİ KABLOLAR	28-38
0,6/1 kV XLPE INSULATED, MULTI CORE CABLES WITH COPPER CONDUCTOR	
0,6/1 kV XLPE İZOLELİ BAKIR İLETKENLİ ZIRHLI KABLOLAR	39-40
0,6/1 kV XLPE INSULATED, ARMoured CABLES WITH COPPER CONDUCTOR	
300/500V HALOJENSİZ ALEV İLETMEYEN TEK DAMARLI BAKIR İLETKENLİ KABLOLAR	41-42
300/500V, HALOGEN FREE FLAME RETARDANT, SINGLE CORE CABLES WITH COPPER CONDUCTOR	
300/500V HALOJENSİZ ALEV İLETMEYEN ÇOK DAMARLI BAKIR İLETKENLİ KABLOLAR	43
300/500V, HALOGEN FREE FLAME RETARDANT, MULTI CORE CABLES WITH COPPER CONDUCTOR	
0,6/1 kV HALOJENSİZ ALEV İLETMEYEN XLPE İZOLELİ TEK DAMARLI BAKIR İLETKENLİ KABLOLAR	44-47
0,6/1 kV HALOGEN FREE FLAME RETARDANT, XLPE INSULATED SINGLE CORE CABLES WITH COPPER CONDUCTOR	
0,6/1 kV HALOJENSİZ ALEV İLETMEYEN XLPE İZOLELİ ÇOK DAMARLI BAKIR İLETKENLİ KABLOLAR	48
0,6/1 kV HALOGEN FREE FLAME RETARDANT, XLPE INSULATED MULTI CORE CABLES WITH COPPER CONDUCTOR	
300/500V HALOJENSİZ ALEV İLETMEYEN XLPE İZOLELİ ÇOK DAMARLI BAKIR İLETKENLİ FE 180 KABLOLAR	49-53
300/500V HALOGEN FREE FLAME RETARDANT, XLPE INSULATED MULTI CORE CABLES WITH COPPER FE 180 CONDUCTOR	
0,6/1 kV HALOJENSİZ ALEV İLETMEYEN XLPE İZOLELİ ÇOK DAMARLI BAKIR İLETKENLİ FE 180 KABLOLAR	54-61
0,6/1 kV HALOGEN FREE FLAME RETARDANT, XLPE INSULATED MULTI CORE CABLES WITH COPPER FE 180 CONDUCTOR	
0,6/1 kV HALOJENSİZ ALEV İLETMEYEN XLPE İZOLELİ ZIRHLI KABLOLAR	62-65
0,6/1 kV HALOGEN FREE FLAME RETARDANT, XLPE INSULATED ARMoured CABLES WITH COPPER CONDUCTOR	
0,6/1 kV PVC İZOLELİ, BAKIR İLETKENLİ KUMANDA KABLOLARI	
0,6/1 kV PVC INSULATED, CONTROL CABLES WITH COPPER CONDUCTOR	
BAKIR İLETKENLER / COPPER CONDUCTORS	66
ALÜMİNYUM İLETKENLER / ALUMINIUM CONDUCTORS	
HARMONİZE STANDARTLAR / ACCORDING TO HARMONIZED STANDARTS	
SEMBOLLER / SYMBOLS	
STANDART TAHTA SEVK MAKARALARI VE KAPASİTELERİ / STANDART NON-RETURNABLE WOODEN DRUM SIZE & CAPACITIES	

0.6/1 kV LSFOH İZOLELİ, TEK DAMARLI BAKIR İLETKENLİ SOLAR KABLOLAR

0.6/1 kV LSFOH INSULATED SINGLE CORE SOLAR CABLES WITH COPPER CONDUCTOR.



KOD / CODE

H1Z2Z2-K
H1Z2Z2-K

STANDARTLAR STANDARTS

TS EN 50618, VDE- Reg No. 8774
TS EN 50618, VDE-Reg No. 8774

TEKNİK ÖZELLİKLER / TECHNICAL CHARACTERISTIC

ÇALIŞMA SICAKLIĞI (MAKS.) OPERATING TEMPERATURE (MAX.)	90°C 90°C
KISA DEVRE SICAKLIĞI (MAKS.) OPERATING TEMPERATURE	250°C (max. 5 sn.) 250°C (max. 5 sec.)
ANMA GERİLİMİ RATED VOLTAGE	1 kV 1 kV

KULLANIM ALANLARI / APPLICATION

H1Z2Z2-K Kablosu, sanayi ve tarım alanları gibi açık ve kapalı alanlarda bulunan fotovoltaik güç kaynağı sistemleri için tasarlanmıştır.

Solar Cables H1Z2Z2-K are intended for use in photovoltaic power supply systems, indoor and/ or outdoor, in industrial and agriculture fields.

YAPISI / CONSTRUCTION

ÇOK TELLİ KALAY KAPLI BAKIR İLETKEN
STRANDED TIN-PLATED COPPER CONDUCTOR

HALOJENDEN ARINDIRILMIŞ ÇAPRAZ BAĞLI İZOLE
HALOGEN FREE CROSS LINKED INSULATION


HALOJENDEN ARINDIRILMIŞ ÇAPRAZ BAĞLI DIŞ İZOLE
HALOGEN FREE CROSS LINKED OUTER SHEATH

KOD NO CODE NR	NOMİNAL KESİT NOMINAL CROSS-SECTION	İLETKEN ÇAPI (yaklaşık) CONDUCTOR DIAMETER (approx.)	DIŞ ÇAPI (Min.) OUTER DIAMETER (Min.)	DIŞ ÇAPI (Mak.) OUTER DIAMETER (Max.)	AĞIRLIK (yaklaşık) WEIGHT (approx.)	MİNİMUM BÜKÜLME YARI ÇAPI MINIMUM BENDING RADIUS	MAKSİMUM GERİLME YÜKÜ MAXIMUM TENSILE LOAD	20°C MAKSİMUM İLETKEN DİRENCİ CONDUCTOR RESISTANCE 20°C	İZİN VERİLEN KISA DEVRE AKIMI (20-250°C) PERMISSIBLE SHORT CIRCUIT CURRENT (20-250°C)	AKIM TAŞIMA KAPASİTESİ (60°C) CURRENT CARRYING CAPACITY (60°C)
960 2017	mm ²	mm	mm	mm	kg/km	mm	n	Ω/km	1 Second A	A
960 2018	1.5	1.6	4.4	5	40	15	25	13.7	210	30
960 2019	2.5	1.9	4.8	5.4	50	17	40	8.21	360	41
960 2020	4	2.4	5.3	5.9	70	18	65	5.09	570	55
960 2021	6	2.9	5.8	6.4	80	20	95	3.39	860	70
960 2022	10	4.5	7.0	7.6	130	23	155	1.95	1430	98
960 2023	16	5.6	9.0	9.8	200	30	245	1.24	2290	132
960 2024	25	6.1	10.4	11.2	290	34	380	0.795	3580	176
960 2025	35	7.3	11.7	12.5	400	50	530	0.565	5010	218
960 2026	50	8.7	13.5	14.5	550	58	755	0.393	7150	276
960 2027	70	10.5	15.5	16.5	750	66	1050	0.277	1010	347
960 2028	95	12.2	17.7	18.7	970	75	1425	0.21	13590	416
960 2029	120	15.8	19.2	20.4	1220	82	1800	0.164	17160	488
960 2030	150	16.7	21.4	22.6	1510	91	2250	0.132	21450	566
960 2031	185	17.8	23.7	25.1	1850	101	2775	0.108	26460	644
960 2032	240	20.4	27.1	28.5	2400	114	3600	0.082	34320	775

Standart sevkiyat uzunluğu 500 m'dir. İstenmesi durumunda diğer uzunluklar için görüşülebilir. Bütün kesitlerde siyah, kırmızı ve mavi renkler mevcuttur.
Standard delivery length is 500m. Other lengths are available on request. All cross sections are available in black, red and blue colours.

PVC İZOLELİ, KILIFSIZ, TEK DAMARLI BAKIR İLETKENLİ KABLOLAR

PVC INSULATED, NON-SHEATED SINGLE CORE CABLES WITH COPPER CONDUCTOR



2
1



KOD / CODE

H05V-U, H07V-U, H07V-R (NYA), CU/PVC
U: Som İletken
R: Örgülü Rijit İletken
H05V-U, H07V-U, H07V-R (NYA), CU/PVC
U: Solid Conductor R: Stranded Conductor

STANDARTLAR TS EN 50525-2-31
STANDARTS TS EN 50525-2-31

KULLANIM ALANLARI / APPLICATION

SABİT TESİSLERDE, DAĞITIM PANOLARINDA, KURU VEYA KAPALI YERLERDE, SIVA ALTI VEYA SIVA ÜSTÜNDE BORU İÇİNDE KULLANILIR.
IN DRY ROOMS, SWITCH AND DISTRIBUTION BOARDS, FOR LAYING IN CONDUIT ON AND UNDER PLASTER AND ON INSULATING SUPPORTS ABOVE PLASTER.

TEKNİK ÖZELLİKLER / TECHNICAL CHARACTERISTIC

ÇALIŞMA SICAKLIĞI (MAKS.) 70°C
OPERATING TEMPERATURE (MAX.) 70°C
KISA DEVRE SICAKLIĞI (MAKS.) 160°C (max. 5 sn.)
OPERATING TEMPERATURE 160°C (max. 5 sec.)
ANMA GERİLİMİ 300/500 V*, 450/750 V
RATED VOLTAGE 300/500 V, 450/750 V

YAPISI / CONSTRUCTION


BİR VEYA ÇOK TELLİ BAKIR İLETKEN
SOLID OR STRANDED COPPER CONDUCTOR
PVC İZOLE
PVC INSULATION

KOD NO CODE NR	BOYUT VE AĞIRLIKLAR (DIMENSIONS AND WEIGHTS)				ELEKTRİKSEL ÖZELLİKLER (ELECTRICAL PROPERTIES)		
	NOMİNAL KESİT NOMINAL CROSS-SECTION	DIŞ ÇAP (yaklaşık) OVERAL DIAMETER (approx.)	NET AĞIRLIK (yaklaşık) NET WEIGHT (approx.)	SEVK UZUNLUĞU DELIVERY LENGHT	İLETKEN DC DİRENCİ 20°C'de max. DC Conductor Resistance at 20°C	AKIM TAŞIMA KAPASİTESİ CURRENT CARRYING CAPACITY	
						TOPRAKTA 20°C'de IN GROUND AT 20°C	HAVADA 30°C'de IN AIR AT 30°C
	mm ²	mm	kg/km	m	(ohm/km)	A	A
900 101	0.5re*	2.1	8	100	36.0	-	9
900 120	0.75re*	2.3	11	100	24.5	-	15
900 121	1.0re*	2.5	14	100	18.1	11	19
900 102	1.5re	2.8	20	100	12.1	15	24
900 103	2.5re	3.3	31	100	7.41	20	32
900 104	4re	3.8	46	100	4.61	25	42
900 105	6re	4.3	54	100	3.08	33	54
900 106	10re	5.6	108	100	1.83	45	73
900 107	10rm	6.0	111	100	1.83	45	73
900 108	16rm	7.0	170	1000	1.57	61	98
900 109	25rm	8.5	260	1000	0.727	83	129
900 110	35rm	9.5	355	1000	0.524	103	158
900 111	50rm	11.0	505	1000	0.387	165	198
900 112	70rm	13.0	694	1000	0.268	197	245
900 113	95rm	15.0	938	1000	0.193	235	292
900 114	120rm	16.5	1172	1000	0.153	-	344
900 115	150rm	18.0	1465	1000	0.124	-	391
900 116	185rm	20.0	1808	1000	0.0991	-	448
900 117	240rm	23.0	2343	1000	0.0754	-	528
900 118	300rm	26.0	2921	1000	0.0601	-	608
900 119	400rm	29.5	3875	1000	0.0470	-	726

re : Tek telli iletken (solid conductor), H07V-U
rm: örgülü iletken (stranded conductor), H07V-R
*300/500V H05V-U

PVC İZOLELİ, KILIFSIZ, TEK DAMARLI BÜKÜLGEN BAKIR İLETKENLİ KABLOLAR

PVC INSULATED, NON-SHEATED SINGLE CORE CABLES WITH FLEXIBLE COPPER CONDUCTOR



KOD / CODE

H05V-K, H07V-K, H07V-R (NYAF), CU/PVC

K: Bükülgen İletken

H05V-K, H07V-K, H07V-R (NYAF), CU/PVC

K: Flexible Conductor

STANDARTLAR

TS EN 50525-2-31

STANDARTS

TS EN 50525-2-31

KULLANIM ALANLARI / APPLICATION

HAREKETLİ CİHAZLARIN BAĞLANTILARINDA, BİNA İÇİNDE KURU YERLERDE,
SIVA ALTI VEYA SIVA ÜSTÜNDE BORU İÇİNDE KULLANILIR.

FOR PROTECTED INSTALLATION AND LIGHTING FITTING, FOR IN CONDUIT ON AND
UNDER PLASTER.

TEKNİK ÖZELLİKLER / TECHNICAL CHARACTERISTIC

ÇALIŞMA SICAKLIĞI (MAKS.) 70°C

OPERATING TEMPERATURE (MAX.) 70°C

KISA DEVRE SICAKLIĞI (MAKS.) 160°C (max. 5 sn.)
160°C (max. 5 sec.)

ANMA GERİLİMİ
RATED VOLTAGE

300/500 V, 450/750 V
300/500 V, 450/750 V

YAPISI / CONSTRUCTION

BÜKÜLGEN BAKIR İLETKEN
FLEXIBLE COPPER CONDUCTOR

PVC İZOLE
PVC INSULATION

KOD NO CODE NR	BOYUT VE AĞIRLIKLAR (DIMENSIONS AND WEIGHTS)				ELEKTRİKSEL ÖZELLİKLER (ELECTRICAL PROPERTIES)		
	NOMİNAL KESİT NOMINAL GROSS-SECTION	DIŞ ÇAP (yaklaşık) OVERAL DIAMETER (approx.)	NET AĞIRLIK (yaklaşık) NET WEIGHT (approx.)	SEVK UZUNLUĞU DELIVERY LENGHT	İLETKEN DC DİRENCİ 20°C'de max. DC Conductor Resistance at 20°C	AKIM TAŞIMA KAPASİTESİ CURRENT CARRYING CAPACITY	
						TOPRAKTA 20°C'de IN GROUND AT 20°C	HAVADA 30°C'de IN AIR AT 30°C
	mm ²	mm	kg/km	m	(ohm/km)	A	A
910 300	0.5*	2.1	9	100	39.0	-	11
910 301	0.75*	2.3	11	100	26.0	-	16
910 302	1.0*	2.5	14	100	19.5	11	20
910 303	1.5	3.0	20	100	13.3	15	24
910 304	2.5	3.6	32	100	7.98	20	32
910 305	4	4.2	50	100	4.95	25	42
910 306	6	4.8	70	100	3.30	33	54
910 307	10	6.5	115	100	1.91	45	73
910 308	16	8.0	175	100	1.21	61	98
910 309	25	10.0	270	1000	0.780	83	129
910 310	35	11.0	370	1000	0.554	103	158
910 311	50	13.5	525	1000	0.386	132	198
910 312	70	15.0	700	1000	0.272	165	245
910 313	95	17.5	970	1000	0.206	197	292
910 314	120	19.5	1200	1000	0.161	235	344
910 315	150	22.5	1500	1000	0.129	-	391
910 316	185	24.0	1860	1000	0.106	-	448
910 317	240	27.5	2400	1000	0.0801	-	528

*300/500V H05V-U

PVC İZOLELİ, ÇOK DAMARLI BÜKÜLGEN BAKIR İLETKENLİ KABLOLAR

PVC INSULATED, MULTICORE CABLES WITH FLEXIBLE COPPER CONDUCTOR



KOD / CODE

H03VH-H, H05VH, CU/PVC (KORDON)

İnce Çok Tellî İletken

H03VH-H, H05VH, CU/PVC

Fine-Stranded Conductor

STANDARTLAR

TS 9760, VDE 0281, IEC 227-42, HD 21.5 S3
TS 9760, VDE 0281, IEC 227-42, HD 21.5 S3

KULLANIM ALANLARI / APPLICATION

AZ MEKANİK ZORLAMALARIN BULUNDUĞU KAPALI VE KURU YERLERDE, EV ALETLERİNDE, BUHARLI VE RUTUBETLİ YERLERDE KULLANILIR.

FOR HOUSEHOLD APPLIANCES (REFRIGATORS, SPIN DRYERS, ETC.) UNDER MEDIUM MECHANICAL STRESSES, ALSO IN DAMP AND WET SPACES.

TEKNİK ÖZELLİKLER / TECHNICAL CHARACTERISTIC

ÇALIŞMA SICAKLIĞI (MAKS.) 70°C
OPERATING TEMPERATURE (MAX.) 70°C

KISA DEVRE SICAKLIĞI (MAKS.) 160°C (max. 5 sn.)
OPERATING TEMPERATURE 160°C (max. 5 sec.)

ANMA GERİLİMİ 300/500 V, 300/500 V
RATED VOLTAGE 300/500 V, 300/500 V

YAPISI / CONSTRUCTION

İNCE ÇOK TELLİ BAKIR İLETKEN
FINE-STRANDED COPPER CONDUCTOR
PVC İZOLE
PVC INSULATION

BOYUT VE AĞIRLIKLAR (DIMENSIONS AND WEIGHTS)					ELEKTRİKSEL ÖZELLİKLER (ELECTRICAL PROPERTIES)	
KOD NO CODE NR	NOMİNAL KESİT NOMINAL CROSS-SECTION	DIŞ ÇAP (yaklaşık) OVERAL DIAMETER (approx.)	NET AĞIRLIK (yaklaşık) NET WEIGHT (approx.)	SEVK UZUNLUĞU DELIVERY LENGHT	İLETKEN DC DİRENCİ 20°C'de max. DC Conductor Resistance at 20°C	AKIM TAŞIMA KAPASİTESİ CURRENT CARRYING CAPACITY
	mm ²	mm	kg/km	m	(ohm/km)	A
930 028	2x0.50*	2.40x4.80	21	100	39.0	8
930 029	2x0.75	2.60x5.20	26	100	26.0	13
930 030	2x1.0	2.80x5.60	32	100	19.5	16
930 031	2x1.5	3.10x6.20	43	100	13.3	20
930 032	2x2.5	3.40x6.80	62	100	7.98	27
930 033	2x4.0	4.20x8.40	97	100	4.95	34

*300/300V H03VV-F



CAMPER TELİ / JUMPER WIRE

İLETKEN* 0.6 mm ÇAPINDA SOM ELEKTROLİTİK (TAVLI) BAKIR.
CONDUCTOR* SOLID ANNEALED COPPER AT THE DIAMETER OF 0.6 mm

YALITKAN MAVİ veya BEYAZ RENKTE POLİVİNİKLORÜR (PVC)
(ASTM D 1248)
INSULATION POLYVINCHLORIDE (PVC) HAVING THE COLOURS OF BLUE AND WHITE (ASTM D 1248)

ÇEKİRDEK OLUŞUMU MAVİ veya BEYAZ RENKLİ İZOLELER BİR İKİLİ (PER) OLUŞTURACAK ŞEKİLDE BİRLİKTE BÜKÜLÜR.

CABLE ASSEMBLY BLUE and WHITE COLOURED INSULATIONS ARE TWISTED TOGETHER TO FORM A PAIR.

TEKNİK ÖZELLİKLER / TECHNICAL CHARACTERISTIC

İLETKEN DİRENCİ 66 Ωkm
CONDUCTOR RESISTANCE

YALITIM DİRENCİ 200 MΩ km
INSULATION RESISTANCE 1000V DC

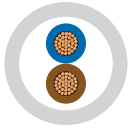
KULLANIM ALANLARI / APPLICATION

REPERTÖR VE SAHA DOLAPLARINDA KULLANILIR.
DESIGNED TO USE AS CONNECTION CABLE.

İLETKEN ÇAPI CONDUCTOR DIAMETER	PER SAYISI NUMBER OF PAIRS	NET AĞIRLIK (KG/KM) NET WEIGHT	SEVK UZUNLUĞU DELIVERY LENGHT	KABLO DIŞ ÇAPI OVERALL DIAMETER	STANDART UZUNLUK TOLERANSI LENGHT TOLORANCE
mm		kg	m	mm	%
0.6	1	7.5	500	2	5

PVC İZOLELİ, ÇOK DAMARLI BAKIR İLETKENLİ KABLOLAR

PVC INSULATED, MULTICORE CABLES WITH FLEXIBLE COPPER CONDUCTOR



KOD / CODE

H03VV-F, H05VV-F, NYMHY-rd, CU/PVC/PVC (TTR)

F: İnce Çok Telli İletken

H03VV-F, H05VV-F, NYMHY-rd, CU/PVC/PVC

F: Fine-Stranded Conductor

STANDARTLAR

TS EN 50525-2-11

STANDARTS

TS EN 50525-2-11

KULLANIM ALANLARI / APPLICATION

AZ MEKANİK ZORLAMALARIN BULUNDUĞU KAPALI VE KURU YERLERDE, EV ALETLERİNDE, BUHARLI VE RUTUBETLİ YERLERDE KULLANILIR.

FOR HOUSEHOLD APPLIANCES (REFRIGERATORS, SPIN DRYERS, ETC.) UNDER MEDIUM MECHANICAL STRESSES, ALSO IN DAMP AND WET SPACES.

TEKNİK ÖZELLİKLER / TECHNICAL CHARACTERISTIC

ÇALIŞMA SICAKLIĞI (MAKS.) 70°C

OPERATING TEMPERATURE (MAX.) 70°C

KISA DEVRE SICAKLIĞI (MAKS.) 160°C (max. 5 sn.)

OPERATING TEMPERATURE 160°C (max. 5 sec.)

ANMA GERİLİMİ

300/300 V, 300/500 V

RATED VOLTAGE

300/300 V, 300/500 V

YAPISI / CONSTRUCTION

İNCE ÇOK TELLİ BAKIR İLETKEN

FINE-STRANDED COPPER CONDUCTOR

PVC İZOLE

PVC INSULATION

PVC DIŞ KILIF

PVC OUTER SHEATH

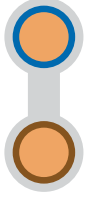
KOD NO CODE NR	NOMİNAL KESİT NOMINAL CROSS-SECTION	BOYUT VE AĞIRLIKLAR (DIMENSIONS AND WEIGHTS)			ELEKTRİKSEL ÖZELLİKLER (ELECTRICAL PROPERTIES)	
		DIŞ ÇAP (yaklaşık) OVERAL DIAMETER (approx.)	NET AĞIRLIK (yaklaşık) NET WEIGHT (approx.)	SEVK UZUNLUĞU DELIVERY LENGHT	İLETKEN DC DİRENCİ 20°C'de max. DC Conductor Resistance at 20°C	AKIM TAŞIMA KAPASİTESİ CURRENT CARRYING CAPACITY
	mm ²	mm	kg/km	m	(ohm/km)	A
930 020	2x0.50*	5.0	35	100	39.0	8
930 001	2x0.75	6.2	55	100	26.0	13
930 010	2x1.0	6.6	65	100	19.5	16
930 004	2x1.5	7.6	90	100	13.3	20
930 007	2x2.5	9.2	130	100	7.98	27
930 014	2x4.0	11.0	180	100	4.95	34
930 021	3x0.50*	5.4	40	100	39.0	8
930 003	3x0.75	6.5	65	100	26.0	13
930 011	3x1.0	7.2	80	100	19.5	16
930 002	3x1.5	8.5	110	100	13.3	20
930 005	3x2.5	10.0	165	100	7.98	27
930 015	3x4.0	11.4	230	100	4.95	34
930 022	4x0.50*	5.8	50	100	39.0	8
930 009	4x0.75	7.1	75	100	26.0	13
930 012	4x1.0	7.8	95	100	19.5	16
930 008	4x1.5	9.5	140	100	13.3	20
930 006	4x2.5	11.0	200	100	7.98	27
930 019	4x4.0	12.5	290	100	4.95	34
930 023	5x0.75	8.0	100	100	26.0	13
930 024	5x1.0	8.5	115	100	19.5	16
930 025	5x1.5	10.5	170	100	13.3	20
930 026	5x2.5	12.5	260	100	7.98	27
930 027	5x4.0	14.5	370	100	4.95	34

*300/300V H03VV-F



PVC İZOLELİ, ÇOK DAMARLI BAKIR İLETKENLİ TESİSAT KABLOLARI

PVC INSULATED, MULTICORE CABLES WITH COPPER CONDUCTOR



KOD / CODE

NYIFY-U, NYIFY-K (Kapoten)
NYIFY-U, NYIFY-K

STANDARTLAR STANDARTS

VDE 0250-201
VDE 0250-201

KULLANIM ALANLARI / APPLICATION

MEKANİK ZORLAMALARIN OLMADIĞI RUTUBETLİ YERLERDE, HER TÜRLÜ BİNA VE İŞ YERLERİNDE SIVA ALTI VE SIVA ÜSTÜNDE KULLANILIR.

FIXED WIRING IN DRY AND DAMP PREMISES, IN CONDUITS, ON IN UNDER PLASTER AND ON INSULATORS OVER PLASTER, SWITCHING AND DISTRIBUTION PANELS.

TEKNİK ÖZELLİKLER / TECHNICAL CHARACTERISTIC

ÇALIŞMA SICAKLIĞI (MAKS.) 70°C
OPERATING TEMPERATURE (MAX.) 70°C

KISA DEVRE SICAKLIĞI (MAKS.) 160°C (max. 5 sn.)
OPERATING TEMPERATURE 160°C (max. 5 sec.)

ANMA GERİLİMİ 300/500 V, 450/750 V
RATED VOLTAGE 300/500 V, 450/750 V

YAPISI / CONSTRUCTION

BİR VEYA ÇOK TELLİ BAKIR İLETKEN
SOLID OR STRANDED COPPER CONDUCTOR

PVC İZOLE
PVC INSULATION

PVC DOLGU
PVC FILLER

PVC DIŞ KILIF
PVC OUTER SHEAT

BOYUT VE AĞIRLIKLAR (DIMENSIONS AND WEIGHTS)				ELEKTRİKSEL ÖZELLİKLER (ELECTRICAL PROPERTIES)	
NOMİNAL KESİT NOMINAL CROSS-SECTION	DIŞ ÇAP (yaklaşık) OVERAL DIAMETER (approx.)	NET AĞIRLIK (yaklaşık) NET WEIGHT (approx.)	SEVK UZUNLUĞU DELIVERY LENGHT	İLETKEN DC DİRENCİ 20°C'de max. DC Conductor Resistance at 20°C	AKIM TAŞIMA KAPASİTESİ CURRENT CARRYING CAPACITY
mm ²	mm	kg/km	m	(ohm/km)	A
2x1 re	3.00x10.50	66	80-90-100	18.1	19
2x1.5 re	3.60x11.40	79	80-90-100	12.1	24
2x2.5 re	4.40x13.50	110	80-90-100	7.41	32
3x1.5 re	3.60x17.40	130	80-90-100	12.1	24
3x2.5 re	4.60x20.00	180	80-90-100	7.41	32

re : Tek telli iletken (solid conductor)
rm: örgülü iletken (stranded conductor)



PVC İZOLELİ, KILIFSIZ, ÇOK DAMARLI BAKIR İLETKENLİ TESİSAT KABLOLARI

PVC INSULATED, MULTICORE CABLES WITH COPPER CONDUCTOR



KOD / CODE

NYM, CU/PVC/PVC, NVV (Antigrön) NYM
NYM, CU/PVC/PVC, NVV (Antigrone) NYM

STANDARTLAR TS HD 21.4 S2
STANDARTS TS HD 21.4 S2

KULLANIM ALANLARI / APPLICATION

MEKANİK ZORLAMALARIN OLMADIĞI RUTUBETLİ YERLERDE, HER TÜRLÜ BİNA VE İŞ YERLERİNDE SIVA ALTI VE SIVA ÜSTÜNDE KULLANILIR.

FIXED WRITING IN DRY AND DAMP PREMISES, IN CONDUITS, ON IN UNDER PLASTER AND ON INSULATORS OVER PLASTER, SWITCHING AND DISTRIBUTION PANELS.

TEKNİK ÖZELLİKLER / TECHNICAL CHARACTERISTIC

ÇALIŞMA SICAKLIĞI (MAKS.) 70°C
OPERATING TEMPERATURE (MAX.) 70°C

KISA DEVRE SICAKLIĞI (MAKS.) 160°C (max. 5 sn.)
OPERATING TEMPERATURE 160°C (max. 5 sec.)

ANMA GERİLİMİ 300/500 V, 450/750 V
RATED VOLTAGE 300/500 V, 450/750 V

YAPISI / CONSTRUCTION

BİR VEYA ÇOK TELLİ BAKIR İLETKEN
SOLID OR STRANDED COPPER CONDUCTOR

PVC İZOLE
PVC INSULATION

PVC DOLGU
PVC FILLER


PVC DIŞ KILIF
PVC OUTER SHEAT

KOD NO CODE NR	NOMİNAL KESİT NOMINAL GROSS-SECTION	BOYUT VE AĞIRLIKLAR (DIMENSIONS AND WEIGHTS)			ELEKTRİKSEL ÖZELLİKLER (ELECTRICAL PROPERTIES)	
		DIŞ ÇAP (yaklaşık) OVERAL DIAMETER (approx.)	NET AĞIRLIK (yaklaşık) NET WEIGHT (approx.)	SEVK UZUNLUĞU DELIVERY LENGHT	İLETKEN DC DİRENCİ 20°C'de max. DC Conductor Resistance at 20°C	AKIM TAŞIMA KAPASİTESİ CURRENT CARRYING CAPACITY
	mm ²	mm	kg/km	m	(ohm/km)	A
920 203	2x1.5 re	8.1	125	100	12.1	18
920 204	2x2.5 re	10.0	165	100	7.41	26
920 207	2x4 re	11.0	200	100	4.61	34
920 209	2x6 re	12.0	250	100	3.08	44
920 211	2x10 rm	15.0	420	1000	1.83	61
920 212	2x16 rm	17.5	580	1000	1.15	82
920 213	2x25 rm	21.5	930	1000	0.727	108
920 214	2x35 rm	24.5	1240	1000	0.524	135
920 202	3x1.5 re	9.2	130	100	12.1	18
920 205	3x2.5 re	10.5	180	100	7.41	26
920 215	3x4 re	11.5	250	100	4.61	34
920 216	3x6 re	13.0	330	100	3.08	44
920 217	3x10 rm	16.5	520	1000	1.83	61
920 218	3x16 rm	18.5	750	1000	1.15	82
920 219	3x25 rm	23.5	1180	1000	0.727	108
920 220	3x35 rm	26.5	1550	1000	0.524	135
920 201	4x1.5 re	10.0	160	100	12.1	18
920 206	4x2.5 re	11.5	220	100	7.41	26
920 208	4x4 re	13.0	320	100	4.61	34
920 210	4x6 re	14.5	430	100	3.08	44
920 221	4x10 rm	17.5	650	1000	1.83	61
920 222	4x16 rm	20.0	950	1000	1.15	82
920 223	4x25 rm	26.0	1500	1000	0.727	108
920 224	4x35 rm	29.0	2000	1000	0.524	135
920 225	5x1.5 re	11.0	190	100	12.1	14
920 226	5x2.5 re	12.5	270	100	7.41	20
920 227	5x4 re	14.5	400	100	4.61	26
920 228	5x6 re	16.0	520	100	3.08	33
920 229	5x10 mm	19.0	800	1000	1.83	46
920 230	5x16 mm	22.5	1180	1000	1.15	62
920 231	5x25 mm	28.5	1850	1000	0.727	81
920 232	5x35 mm	32.0	2450	1000	0.524	101

re : Tek telli iletken (solid conductor)
rm: örgülü iletken (stranded conductor)

0.6/1 kV PVC İZOLELİ, TEK DAMARLI, BAKIR İLETKENLİ KABLOLAR

0,6/1 kV PVC INSULATED, SINGLE CORE CABLES WITH COPPER CONDUCTOR



KOD / CODE

YVV-U, YVV-R, CU/PVC/PVC, NYY

U: Som İletken

R: Örgülü Rijit İletken

YVV-U, YVV-R, CU/PVC/PVC, NYY

U: Solid Conductor

R: Stranded Conductor

STANDARTLAR

TS IEC 60502, VDE 0276

STANDARTS

TS IEC 60502, VDE 0276

KULLANIM ALANLARI / APPLICATION

GÜÇ MERKEZLERİNDE, ŞALT ve ENDÜSTRİ TESİSLERİNDE, YEREL ENERJİ DAĞITIMINDA GÜÇ KABLOSU OLARAK MEKANİK HASAR RİSKİNİN OLMADIĞI YERLERDE HARIÇTE, DAHİLDE, TOPRAK ALTINDA veya KABLO KANALLARINDA KULLANILIR.

INDOORS and OUTDOORS, IN CABLE DUCKS, UNDERGROUND, IN POWER OR SWITCHING STATIONS, LOCAL ENERGY DISTRIBUTIONS, INDUSTRY PLANTS, WHERE THERE IS NO RISK OF MECHANICAL DAMAGE.

TEKNİK ÖZELLİKLER / TECHNICAL CHARACTERISTIC

ÇALIŞMA SICAKLIĞI (MAKS.) 70°C

OPERATING TEMPERATURE (MAX.) 70°C

KISA DEVRE SICAKLIĞI (MAKS.) 160°C (max. 5 sn.)

OPERATING TEMPERATURE 160°C (max. 5 sec.)

KESİT ≤ 300mm 160°C (max. 5 sn.)

CROSS SECTION ≤ 300mm 160°C (max. 5 sec.)

KESİT > 300mm 140°C (max. 5 sn.)

CROSS SECTION > 300mm 140°C (max. 5 sec.)

ANMA GERİLİMİ 0.6/1 kV

RATED VOLTAGE 0.6/1 kV

BÜKÜLME YARIÇAPI (min.) 15xDIŞ ÇAP

BENDING RADIUS (min.) 15xOUTER DIAMETER

YAPISI / CONSTRUCTION

BİR VEYA ÇOK TELLİ BAKIR İLETKEN

SOLID OR STRANDED COPPER CONDUCTOR

PVC İZOLE

PVC INSULATION

PVC DIŞ KILIF

PVC OUTER SHEAT

KOD NO CODE NR	NOMİNAL KESİT NOMINAL CROSS-SECTION	BOYUT VE AĞIRLIKLAR (DIMENSIONS AND WEIGHTS)			ELEKTRİKSEL ÖZELLİKLER (ELECTRICAL PROPERTIES)				
		DIŞ ÇAP (yaklaşık) OVERAL DIAMETER (approx.)	NET AĞIRLIK (yaklaşık) NET WEIGHT (approx.)	SEVK UZUNLUĞU DELIVERY LENGHT	İLETKEN DC DİRENCİ 20°C'de max. DC Conductor Resistance at 20°C	AKIM TAŞIMA KAPASİTESİ CURRENT CARRYING CAPACITY			
						TOPRAKTA 20°C'de IN GROUND AT 20°C		HAVADA 30°C'de IN AIR AT 30°C	
	mm ²	mm	kg/km	m	(ohm/km)	A●●●	A●●	A●●●	A●●
940 401	1x1.5	5.8	50	1000	12.1	-	-	25	20
940 402	1x2.5	6.2	60	1000	7.41	-	-	34	27
940 403	1x4	7.0	85	1000	4.61	-	-	45	37
940 404	1x6	7.5	105	1000	3.08	-	-	57	48
940 405	1x10	9.0	160	1000	1.83	-	-	78	66
940 406	1x16	10.0	215	1000	1.15	127	107	103	89
940 407	1x25	11.5	320	1000	0.727	163	137	137	118
940 408	1x35	12.5	420	1000	0.524	195	165	169	145
940 409	1x50	14.0	570	1000	0.387	230	195	206	176
940 410	1x70	15.5	780	1000	0.268	282	239	261	224
940 411	1x95	18.0	1050	1000	0.1930	336	287	321	271
940 412	1x120	19.5	1300	1000	0.1530	382	326	374	314
940 413	1x150	21.0	1600	1000	0.1240	428	366	428	361
940 414	1x185	23.5	1950	1000	0.0991	483	414	494	412
940 415	1x240	27.0	2550	1000	0.0754	561	481	590	484
940 416	1x300	30.5	3150	1000	0.0601	632	542	678	549
940 417	1x400	34.0	4200	1000	0.0470	730	624	817	657
940 418	1x500	39.0	5200	1000	0.0366	823	698	840	749
940 419	1x600	42.0	6450	500	0.0283	866	775	1108	920

0.6/1 kV PVC İZOLELİ, ÇOK DAMARLI BAKIR İLETKENLİ KABLOLAR

0.6/1 kV PVC INSULATED, MULTICORE CABLES WITH COPPER CONDUCTOR



KOD / CODE

YVV-U, YVV-R, CU/PVC/PVC, NYY
U: Som İletken
R: Örgülü Rijit İletken

YVV-U, YVV-R, CU/PVC/PVC, NYY
U: Solid Conductor
R: Stranded Conductor

STANDARTLAR TS IEC 60502, VDE 0276
STANDARTS TS IEC 60502, VDE 0276

KULLANIM ALANLARI / APPLICATION

GÜÇ MERKEZLERİNDE, ŞALT ve ENDÜSTRİ TESİSLERİNDE, YEREL ENERJİ DAĞITIMINDA GÜÇ KABLOSU OLARAK MEKANİK HASAR RİSKİNİN OLMADIĞI YERLERDE HARIÇTE, DAHİLDE, TOPRAK ALTINDA veya KABLO KANALLARINDA KULLANILIR.

INDOORS and OUTDOORS, IN CABLE DUCKS, UNDERGROUND, IN POWER OR SWITCHING STATIONS, LOCAL ENERGY DISTRIBUTIONS, INDUSTRY PLANTS, WHERE THERE IS NO RISK OF MECHANICAL DAMAGE.

TEKNİK ÖZELLİKLER / TECHNICAL CHARACTERISTIC

ÇALIŞMA SICAKLIĞI (MAKS.) 70°C
OPERATING TEMPERATURE (MAX.) 70°C
KISA DEVRE SICAKLIĞI (MAKS.) 160°C (max. 5 sn.)
OPERATING TEMPERATURE 160°C (max. 5 sec.)
KESİT ≤ 300mm² 160°C (max. 5 sn.)
CROSS SECTION ≤ 300mm² 160°C (max. 5 sec.)
KESİT > 300mm² 140°C (max. 5 sn.)
CROSS SECTION > 300mm² 140°C (max. 5 sec.)
ANMA GERİLİMİ 0.6/1 kV
RATED VOLTAGE 0.6/1 kV
BÜKÜLME YARIÇAPI (min.) 12xDIŞ ÇAP
BENDING RADIUS (min.) 12xOUTER DIAMETER

YAPISI / CONSTRUCTION

BİR VEYA ÇOK TELLİ BAKIR İLETKEN
SOLID OR STRANDED COPPER CONDUCTOR
PVC İZOLE
PVC INSULATION
PVC DOLGU
PVC FILLER
PVC DIŞ KILIF
PVC OUTER SHEAT

KOD NO CODE NR	BOYUT VE AĞIRLIKLAR (DIMENSIONS AND WEIGHTS)				ELEKTRİKSEL ÖZELLİKLER (ELECTRICAL PROPERTIES)		
	NOMİNAL KESİT NOMINAL CROSS-SECTION	DIŞ ÇAP (yaklaşık) OVERAL DIAMETER (approx.)	NET AĞIRLIK (yaklaşık) NET WEIGHT (approx.)	SEVK UZUNLUĞU DELIVERY LENGHT	İLETKEN DC DİRENCİ 20°C'de max. DC Conductor Resistance at 20°C	AKIM TAŞIMA KAPASİTESİ CURRENT CARRYING CAPACITY	
						TOPRAKTA 20°C'de IN INGROUND AT 20°C	HAVADA 30°C'de IN AIR AT 30°C
	mm ²	mm	kg/km	m	(ohm/km)	A	A
940 420	2x1.5	11.5	180	1000	12.1	32	20
940 421	2x2.5	12	215	1000	7.41	42	27
940 422	2x4	14	300	1000	4.61	54	37
940 423	2x6	15	350	1000	3.08	68	48
940 424	2x10	17.5	500	1000	1.83	90	66
940 425	2x16	19.5	675	1000	1.15	116	89
940 426	2x25	22.5	1000	1000	0.727	150	118
940 427	2x35	24.5	1250	1000	0.524	181	145
940 428	2x50	27.5	1650	1000	0.387	215	176
940 429	2x70	31	2200	1000	0.268	264	224
940 430	2x95	35.5	2950	1000	0.1930	317	271
940 431	2x120	39	3650	1000	0.1530	360	314
940 432	2x150	43	4450	1000	0.1240	406	361
940 433	2x185	48	5550	500	0.0991	458	412
940 434	2x240	54	7150	500	0.0754	537	484
940 435	2x300	61.5	9000	500	0.0601	604	556

0.6/1 kV PVC İZOLELİ, ÇOK DAMARLI BAKIR İLETKENLİ KABLOLAR

0.6/1 kV PVC INSULATED, MULTICORE CABLES WITH COPPER CONDUCTOR



KOD / CODE

YVV-U, YVV-R, CU/PVC/PVC, NYY

U: Som İletken

R: Örgülü Rijit İletken

YVV-U, YVV-R, CU/PVC/PVC, NYY

U: Solid Conductor

R: Stranded Conductor

STANDARTLAR

TS IEC 60502, VDE 0276

STANDARTS

TS IEC 60502, VDE 0276

KULLANIM ALANLARI / APPLICATION

GÜÇ MERKEZLERİNDE, ŞALT ve ENDÜSTRİ TESİSLERİNDE, YEREL ENERJİ DAĞITIMINDA GÜÇ KABLOSU OLARAK MEKANİK HASAR RİSKİNİN OLMADIĞI YERLERDE HARIÇTE, DAHİLDE, TOPRAK ALTINDA veya KABLO KANALLARINDA KULLANILIR.

INDOORS and OUTDOORS, IN CABLE DUCKS, UNDERGROUND, IN POWER OR SWITCHING STATIONS, LOCAL ENERGY DISTRIBUTIONS, INDUSTRY PLANTS, WHERE THERE IS NO RISK OF MECHANICAL DAMAGE.

TEKNİK ÖZELLİKLER / TECHNICAL CHARACTERISTIC

ÇALIŞMA SICAKLIĞI (MAKS.) 70°C

OPERATING TEMPERATURE (MAX.) 70°C

KISA DEVRE SICAKLIĞI (MAKS.) 160°C (max. 5 sn.)

OPERATING TEMPERATURE 160°C (max. 5 sec.)

KESİT ≤ 300mm² 160°C (max. 5 sn.)

CROSS SECTION ≤ 300mm² 160°C (max. 5 sec.)

KESİT > 300mm² 140°C (max. 5 sn.)

CROSS SECTION > 300mm² 140°C (max. 5 sec.)

ANMA GERİLİMİ 0.6/1 kV

RATED VOLTAGE 0.6/1 kV

BÜKÜLME YARIÇAPI (min.) 12xDIŞ ÇAP

BENDING RADIUS (min.) 12xOUTER DIAMETER

YAPISI / CONSTRUCTION

BİR VEYA ÇOK TELLİ BAKIR İLETKEN

SOLID OR STRANDED COPPER CONDUCTOR

PVC İZOLE

PVC INSULATION

PVC DOLGU

PVC FILLER

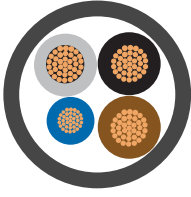
PVC DIŞ KILIF

PVC OUTER SHEAT

KOD NO CODE NR	BOYUT VE AĞIRLIKLAR (DIMENSIONS AND WEIGHTS)				ELEKTRİKSEL ÖZELLİKLER (ELECTRICAL PROPERTIES)		
	NOMİNAL KESİT NOMINAL CROSS-SECTION	DIŞ ÇAP (yaklaşık) OVERAL DIAMETER (approx.)	NET AĞIRLIK (yaklaşık) NET WEIGHT (approx.)	SEVK UZUNLUĞU DELIVERY LENGHT	İLETKEN DC DİRENCİ 20°C'de max. DC Conductor Resistance at 20°C	AKIM TAŞIMA KAPASİTESİ CURRENT CARRYING CAPACITY	
						TOPRAKTA 20°C'de IN INGROUND AT 20°C	HAVADA 30°C'de IN AIR AT 30°C
	mm ²	mm	kg/km	m	(ohm/km)	A	A
940 436	3x1.5	12.0	200	1000	12.1000	26	18.5
940 437	3x2.5	13.0	250	1000	7.4100	34	25
940 438	3x4	14.5	340	1000	4.6100	44	34
940 439	3x6	15.5	425	1000	3.0800	56	43
940 440	3x10	18.5	620	1000	1.8300	75	60
940 441	3x16	20.5	835	1000	1.1500	98	80
940 442	3x25	24.0	1250	1000	0.7270	128	106
940 443	3x35	26.0	1600	1000	0.5240	157	131
940 444	3x50	29.5	2100	1000	0.3870	185	159
940 445	3x70	33.5	2900	1000	0.2680	228	202
940 446	3x95	38.0	3900	1000	0.1930	275	244
940 447	3x120	42.0	4800	1000	0.1530	313	282
940 448	3x150	46.0	5900	500	0.1240	353	324
940 449	3x185	51.0	7300	500	0.0991	399	371
940 450	3x240	58.0	9450	500	0.0754	464	436
940 451	3x300	65.0	11800	250	0.0601	524	481
940 452	3x400	71.0	15500	250	0.0470	600	560

0.6/1 kV PVC İZOLELİ, ÇOK DAMARLI BAKIR İLETKENLİ KABLOLAR

0.6/1 kV PVC INSULATED, MULTI CORE CABLES WITH COPPER CONDUCTOR



KOD / CODE

YVV-U, YVV-R, CU/PVC/PVC, NYY

U: Som İletken

R: Örgülü Rijit İletken

YVV-U, YVV-R, CU/PVC/PVC, NYY

U: Solid Conductor

R: Stranded Conductor

STANDARTLAR

TS IEC 60502, VDE 0276

STANDARTS

TS IEC 60502, VDE 0276

KULLANIM ALANLARI / APPLICATION

GÜÇ MERKEZLERİNDE, ŞALT ve ENDÜSTRİ TESİSLERİNDE, YEREL ENERJİ DAĞITIMINDA GÜÇ KABLOSU OLARAK MEKANİK HASAR RİSKİNİN OLMADIĞI YERLERDE HARIÇTE, DAHİLDE, TOPRAK ALTINDA veya KABLO KANALLARINDA KULLANILIR.

INDOORS and OUTDOORS, IN CABLE DUCKS, UNDERGROUND, IN POWER OR SWITCHING STATIONS, LOCAL ENERGY DISTRIBUTIONS, INDUSTRY PLANTS, WHERE THERE IS NO RISK OF MECHANICAL DAMAGE.

TEKNİK ÖZELLİKLER / TECHNICAL CHARACTERISTIC

ÇALIŞMA SICAKLIĞI (MAKS.) 70°C

OPERATING TEMPERATURE (MAX.) 70°C

KISA DEVRE SICAKLIĞI (MAKS.) 160°C (max. 5 sn.)

OPERATING TEMPERATURE 160°C (max. 5 sec.)

KESİT ≤ 300mm 160°C (max. 5 sn.)

CROSS SECTION ≤ 300mm 160°C (max. 5 sec.)

KESİT > 300mm 140°C (max. 5 sn.)

CROSS SECTION > 300mm 140°C (max. 5 sec.)

ANMA GERİLİMİ 0.6/1 kV

RATED VOLTAGE 0.6/1 kV

BÜKÜLME YARIÇAP (min.) 12xDIŞ ÇAP

BENDING RADIUS (min.) 12xOUTER DIAMETER

YAPISI / CONSTRUCTION

BİR VEYA ÇOK TELLİ BAKIR İLETKEN

SOLID OR STRANDED COPPER CONDUCTOR

PVC İZOLE

PVC INSULATION

PVC DOLGU

PVC FILLER

PVC DIŞ KILIF

PVC OUTER SHEAT

KOD NO CODE NR	BOYUT VE AĞIRLIKLAR (DIMENSIONS AND WEIGHTS)				ELEKTRİKSEL ÖZELLİKLER (ELECTRICAL PROPERTIES)		
	NOMİNAL KESİT NOMINAL CROSS-SECTION	DIŞ ÇAP (yaklaşık) OVERAL DIAMETER (approx.)	NET AĞIRLIK (yaklaşık) NET WEIGHT (approx.)	SEVK UZUNLUĞU DELIVERY LENGHT	İLETKEN DC DİRENCİ 20°C'de max. DC Conductor Resistance at 20°C	AKIM TAŞIMA KAPASİTESİ CURRENT CARRYING CAPACITY	
						TOPRAKTA 20°C'de IN INGROUND AT 20°C	HAVADA 30°C'de IN AIR AT 30°C
	mm ²	mm	kg/km	m	(ohm/km)	A	A
940 470	3x16+10	21.5	970	1000	1.1500	98	80
940 471	3x25+16	25.0	1400	1000	0.7270	128	106
940 472	3x35+16	27.0	1750	1000	0.5240	157	131
940 473	3x50+25	31.0	2400	1000	0.3870	185	159
940 474	3x70+35	35.0	3300	1000	0.2680	228	202
940 475	3x95+50	40.0	4400	1000	0.1930	275	244
940 476	3x120+70	44.5	5550	500	0.1530	313	282
940 477	3x150+70	48.0	6550	500	0.1240	353	324
940 478	3x185+95	53.0	8200	500	0.1991	399	371
940 479	3x240+120	60.5	10600	500	0.0754	464	436
940 480	3x300+150	68.0	13100	250	0.0601	524	481
940 481	3x400+185	76.0	17000	250	0.0470	600	560

0.6/1 kV PVC İZOLELİ, ÇOK DAMARLI BAKIR İLETKENLİ KABLOLAR

0.6/1 kV PVC INSULATED, MULTI CORE CABLES WITH COPPER CONDUCTOR



4
3
2
1



KOD / CODE

YVV-U, YVV-R, CU/PVC/PVC, NYY

U: Som İletken

R: Örgülü Rijit İletken

YVV-U, YVV-R, CU/PVC/PVC, NYY

U: Solid Conductor

R: Stranded Conductor

STANDARTLAR

TS IEC 60502, VDE 0276

STANDARTS

TS IEC 60502, VDE 0276

KULLANIM ALANLARI / APPLICATION

GÜÇ MERKEZLERİNDE, ŞALT ve ENDÜSTRİ TESİSLERİNDE, YEREL ENERJİ DAĞITIMINDA GÜÇ KABLOSU OLARAK; MEKANİK HASAR RİSKİNİN OLMADIĞI YERLERDE HARİÇTE, DAHİLDE, TOPRAK ALTINDA veya KABLO KANALLARINDA KULLANILIR.

INDOORS and OUTDOORS, IN CABLE DUCKS, UNDERGROUND, IN POWER OR SWITCHING STATIONS, LOCAL ENERGY DISTRIBUTIONS, INDUSTRY PLANTS, WHERE THERE IS NO RISK OF MECHANICAL DAMAGE.

TEKNİK ÖZELLİKLER / TECHNICAL CHARACTERISTIC

ÇALIŞMA SICAKLIĞI (MAKS.) 70°C

OPERATING TEMPERATURE (MAX.) 70°C

KISA DEVRE SICAKLIĞI (MAKS.) 160°C (max. 5 sn.)

OPERATING TEMPERATURE 160°C (max. 5 sec.)

KESİT ≤ 300mm² 160°C (max. 5 sn.)

CROSS SECTION ≤ 300mm² 160°C (max. 5 sec.)

KESİT > 300mm² 140°C (max. 5 sn.)

CROSS SECTION > 300mm² 140°C (max. 5 sec.)

ANMA GERİLİMİ 0.6/1 kV

RATED VOLTAGE 0.6/1 kV

BÜKÜLME YARIÇAPI (min.) 12xDİŞ ÇAP

BENDING RADIUS (min.) 12xOUTER DIAMETER

YAPISI / CONSTRUCTION

BİR VEYA ÇOK TELLİ BAKIR İLETKEN

SOLID OR STRANDED COPPER CONDUCTOR

PVC İZOLE

PVC INSULATION

PVC DOLGU

PVC FILLER

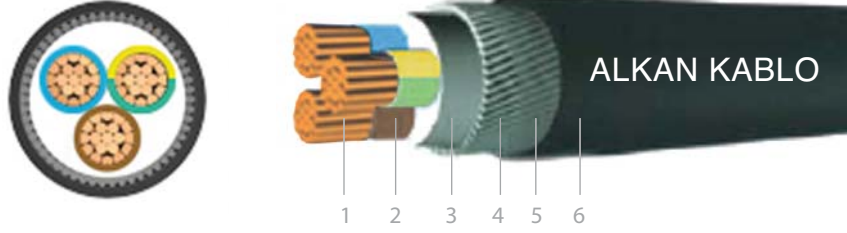
PVC DIŞ KILIF

PVC OUTER SHEAT

KOD NO CODE NR	BOYUT VE AĞIRLIKLAR (DIMENSIONS AND WEIGHTS)				ELEKTRİKSEL ÖZELLİKLER (ELECTRICAL PROPERTIES)		
	NOMİNAL KESİT NOMINAL CROSS-SECTION	DİŞ ÇAP (yaklaşık) OVERAL DIAMETER (approx.)	NET AĞIRLIK (yaklaşık) NET WEIGHT (approx.)	SEVK UZUNLUĞU DELIVERY LENGHT	İLETKEN DC DİRENCİ 20°C'de max. DC Conductor Resistance at 20°C	AKIM TAŞIMA KAPASİTESİ CURRENT CARRYING CAPACITY	
						TOPRAKTA 20°C'de IN INGROUND AT 20°C	HAVADA 30°C'de IN AIR AT 30°C
	mm ²	mm	kg/km	m	(ohm/km)	A	A
940 453	4x1.5	12.5	235	1000	12.1000	26	18.5
940 454	4x2.5	13.5	300	1000	7.4100	34	25
940 455	4x4	15.5	400	1000	4.6100	44	34
940 456	4x6	17.0	520	1000	3.0800	56	43
940 457	4x10	20.0	765	1000	1.8300	75	60
940 458	4x16	22.5	1050	1000	1.1500	98	80
940 459	4x25	26.0	1550	1000	0.7270	128	106
940 460	4x35	28.5	2000	1000	0.5420	157	131
940 461	4x50	33.0	2750	1000	0.3870	185	159
940 462	4x70	37.5	3750	1000	0.2680	228	202
940 463	4x95	42.5	5000	1000	0.1930	275	244
940 464	4x120	46.5	6200	500	0.1530	313	282
940 465	4x150	51.5	7600	500	0.1240	353	324
940 466	4x185	57.0	9450	500	0.0991	399	371
940 467	4x240	65.0	12200	500	0.0754	464	436
940 468	4x300	73.0	15200	250	0.0601	524	481
940 469	4x400	79.0	19500	250	0.0470	600	560

0.6/1 kV PVC İZOLELİ, YUVARLAK ÇELİK TEL ZIRHLI, ÇOK DAMARLI BAKIR İLETKENLİ KABLOLAR

0.6/1 kV PVC INSULATED, ROUND STEEL WIRE ARMoured, MULTI CORE CABLES WITH COPPER CONDUCTOR



KOD / CODE

YVZ2V-U, YVZ2V-R, CU/PVC/SWA/PVC, NYRY

U: Som İletken

R: Örgülü Rijit İletken

YVZ2V-U, YVZ2V-R, CU/PVC/SWA/PVC, NYRY

U: Solid Conductor

R: Stranded Conductor

STANDARTLAR TS IEC 60502, VDE 0271 BS 6346
STANDARTS TS IEC 60502, VDE 0271 BS 6346

KULLANIM ALANLARI / APPLICATION

GÜÇ MERKEZLERİNDE, ŞALT ve ENDÜSTRİ TESİSLERİNDE, YEREL ENERJİ DAĞITIMINDA GÜÇ KABLOSU OLARAK MEKANİK HASAR RİSKİNİN OLMADIĞI YERLERDE HARİÇTE, DAHİLDE, TOPRAK ALTINDA veya KABLO KANALLARINDA KULLANILIR.

INDOORS and OUTDOORS, IN CABLE DUCKS, UNDERGROUND, IN POWER OR SWITCHING STATIONS, LOCAL ENERGY DISTRIBUTIONS, INDUSTRY PLANTS, WHERE THERE IS NO RISK OF MECHANICAL DAMAGE.

TEKNİK ÖZELLİKLER / TECHNICAL CHARACTERISTIC

ÇALIŞMA SICAKLIĞI (MAKS.) 70°C
OPERATING TEMPERATURE (MAX.) 70°C

KISA DEVRE SICAKLIĞI (MAKS.) 160°C (max. 5 sn.)
OPERATING TEMPERATURE 160°C (max. 5 sec.)

ANMA GERİLİMİ 0.6/1 kV
RATED VOLTAGE 0.6/1 kV

BÜKÜLME YARIÇAPI (min.) 12xDİŞ ÇAP
BENDING RADIUS (min.) 12xOUTER DIAMETER

YAPISI / CONSTRUCTION

BİR VEYA ÇOK TELLİ BAKIR İLETKEN
SOLID OR STRANDED COPPER CONDUCTOR

PVC İZOLE
PVC INSULATION

PVC DOLGU
PVC FILLER

GALVANİZLİ YUVARLAK ÇELİKTEL
GALVANIZED ROUND STEEL WIRES


POLYESTER BANT
POLYESTER TAPE

PVC DİŞ KILIF
PVC OUTER SHEAT

KOD NO CODE NR	NOMİNAL KESİT NOMINAL CROSS-SECTION	BOYUT VE AĞIRLIKLAR (DIMENSIONS AND WEIGHTS)			ELEKTRİKSEL ÖZELLİKLER (ELECTRICAL PROPERTIES)		
		DİŞ ÇAP (yaklaşık) OVERAL DIAMETER (approx.)	NET AĞIRLIK (yaklaşık) NET WEIGHT (approx.)	SEVK UZUNLUĞU DELIVERY LENGHT	İLETKEN DC DİRENCİ 20°C'de max. DC Conductor Resistance at 20°C	AKIM TAŞIMA KAPASİTESİ CURRENT CARRYING CAPACITY	
						mm ²	mm
960 600	3x1.5	14.0	350	1000	12.1	26	18.5
960 601	3x2.5	15.0	420	1000	7.41	34	25
960 602	3x4	17.5	670	1000	4.61	44	34
960 603	3x6	18.5	780	1000	5.08	56	43
960 604	3x10	21.5	1050	1000	1.83	75	60
960 605	3x16	23.5	1300	1000	1.15	98	80
960 606	3x25	27.5	1950	1000	0.727	128	106
960 607	3x35	29.5	2350	1000	0.524	157	131
960 608	3x50	33.5	3050	1000	0.387	185	159
960 609	3x70	38.0	4200	1000	0.268	228	202
960 610	3x95	43.0	5350	500	0.193	275	244
960 611	3x120	46.5	6400	500	0.153	313	282
960 612	3x150	52.0	8150	500	0.124	353	324
960 613	3x185	57.0	9750	500	0.0991	399	371
960 614	3x240	64.0	12250	250	0.0754	464	436
960 615	3x300	72.0	15000	250	0.0601	524	481
960 616	3x400	82.0	20000	250	0.0470	600	560

0.6/1 kV PVC İZOLELİ, YUVARLAK ÇELİK TEL ZIRHLI, ÇOK DAMARLI BAKIR İLETKENLİ KABLOLAR

0.6/1 kV PVC INSULATED, ROUND STEEL WIRE ARMoured, MULTI CORE CABLES WITH COPPER CONDUCTOR



KOD / CODE

YVZ2V-U, YVZ2V-R, CU/PVC/SWA/PVC, NYRY

U: Som İletken

R: Örgülü Rijit İletken

YVZ2V-U, YVZ2V-R, CU/PVC/SWA/PVC, NYRY

U: Solid Conductor

R: Stranded Conductor

STANDARTLAR TS IEC 60502, VDE 0271 BS 6346
STANDARTS TS IEC 60502, VDE 0271 BS 6346

KULLANIM ALANLARI /APPLICATION

GÜÇ MERKEZLERİNDE, ŞALT ve ENDÜSTRİ TESİSLERİNDE, YEREL ENERJİ DAĞITIMINDA GÜÇ KABLOSU OLARAK MEKANİK HASAR RİSKİNİN OLMADIĞI YERLERDE HARİÇTE, DAHİLDE, TOPRAK ALTINDA veya KABLO KANALLARINDA KULLANILIR.

INDOORS and OUTDOORS, IN CABLE DUCKS, UNDERGROUND, IN POWER OR SWITCHING STATIONS, LOCAL ENERGY DISTRIBUTIONS, INDUSTRY PLANTS, WHERE THERE IS NO RISK OF MECHANICAL DAMAGE.

TEKNİK ÖZELLİKLER / TECHNICAL CHARACTERISTIC

ÇALIŞMA SICAKLIĞI (MAKS.) 70°C
OPERATING TEMPERATURE (MAX.) 70°C
KISA DEVRE SICAKLIĞI (MAKS.) 160°C (max. 5 sn.)
OPERATING TEMPERATURE 160°C (max. 5 sec.)

ANMA GERİLİMİ 0.6/1 kV
RATED VOLTAGE 0.6/1 kV

BÜKÜLME YARIÇAPI (min.) 12xDİŞ ÇAP
BENDING RADIUS (min.) 12xOUTER DIAMETER

YAPISI / CONSTRUCTION

BİR VEYA ÇOK TELLİ BAKIR İLETKEN
SOLID OR STRANDED COPPER CONDUCTOR

PVC İZOLE
PVC INSULATION

PVC DOLGU
PVC FILLER

GALVANİZLİ YUVARLAK ÇELİK TEL
GALVANIZED ROUND STEEL WIRES


POLYESTER BANT
POLYESTER TAPE

PVC DİŞ KILIF
PVC OUTER SHEAT

KOD NO CODE NR	BOYUT VE AĞIRLIKLAR (DIMENSIONS AND WEIGHTS)				ELEKTRİKSEL ÖZELLİKLER (ELECTRICAL PROPERTIES)		
	NOMİNAL KESİT NOMINAL CROSS-SECTION	DİŞ ÇAP (yaklaşık) OVERAL DIAMETER (approx.)	NET AĞIRLIK (yaklaşık) NET WEIGHT (approx.)	SEVK UZUNLUĞU DELIVERY LENGHT	İLETKEN DC DİRENCİ 20°C'de max. DC Conductor Resistance at 20°C (ohm/km)	AKIM TAŞIMA KAPASİTESİ CURRENT CARRYING CAPACITY	
						TOPRAKTA 20°C'de IN INGROUND AT 20°C	HAVADA 30°C'de IN AIR AT 30°C
	mm ²	mm	kg/km	m		A	A
960 617	4x1.5	15.0	400	1000	12.1	26	18.5
960 618	4x2.5	15.5	480	1000	7.41	34	25
960 619	4x4	18.5	770	1000	4.61	44	34
960 620	4x6	20.0	900	1000	5.08	56	43
960 621	4x10	23.0	1200	1000	1.83	75	60
960 622	4x16	26.0	1700	1000	1.15	98	80
960 623	4x25	29.5	2300	1000	0.727	128	106
960 624	4x35	32.5	2870	1000	0.524	157	131
960 625	4x50	37.5	4000	1000	0.387	185	159
960 626	4x70	41.5	5150	500	0.268	228	202
960 627	4x95	48.0	7050	500	0.193	275	244
960 628	4x120	52.5	8450	500	0.153	313	282
960 629	4x150	57.0	10050	250	0.124	353	324
960 630	4x185	63.0	12150	250	0.0991	399	371
960 631	4x240	70.5	15300	250	0.0754	464	436
960 632	4x300	79.0	18700	250	0.0601	524	481
960 633	4x400	90.0	25000	250	0.0470	600	560

0.6/1 kV PVC İZOLELİ, ÇİFT KAT ÇELİK BANT ZIRHLI, ÇOK DAMARLI BAKIR İLETKENLİ KABLOLAR

0.6/1 kV PVC INSULATED, DOUBLE STEEL TAPE ARMoured MULTI CORE CABLES WITH COPPER CONDUCTOR



KOD / CODE

YVZ4-U, YVZ4V-R, CU/PVC/STA/PVC, NYBY

U: Som iletken

R: Örgülü rijit iletken

YVZ4-U, YVZ4V-R, CU/PVC/STA/PVC, NYBY

U: Solid conductor

R: Stranded conductor

STANDARTLAR

TS IEC 60502, VDE 0271

STANDARTS

TS IEC 60502, VDE 0271

KULLANIM ALANLARI / APPLICATION

GÜÇ MERKEZLERİNDE, ŞALT VE ENDÜSTRİ TESİSLERİNDE, YEREL ENERJİ DAĞITIMINDA GÜÇ KABLOSU OLARAK; MEKANİK HASAR RİSKİNİN YÜKSEK OLDUĞU YERLERDE HARİÇTE, DAHİLDE, TOPRAK ALTINDA VEYA KABLO KANALLARINDA KULLANILIR.

INDOORS AND OUTDOORS, IN CABLE DUCTS, UNDERGROUND, IN POWER OR SWITCHING STATIONS, LOCAL ENERGY DISTRIBUTIONS, INDUSTRIAL PLANTS, WHERE THERE IS RISK OF MECHANICAL DAMAGE.

TEKNİK ÖZELLİKLER / TECHNICAL CHARACTERISTIC

ÇALIŞMA SICAKLIĞI (MAKS.) 70° C

OPERATING TEMPERATURE (MAX.) 70°C

KISA DEVRE SICAKLIĞI (MAKS.) (max. 5 sn.)

OPERATING TEMPERATURE (max. 5 sec.)

KESİT ≤ 300mm 160°C

Crosssection ≤ 300 mm 160°C

KESİT > 300mm 140°C

Crosssection > 300 mm 140°C

ANMA GERİLİMİ 0.6/1 kV

RATED VOLTAGE 0.6/1 kV

BÜKÜLME YARIÇAPI (MİN.) 12xDİŞ ÇAP

BENDING RADIUS (MIN) 12x OUTER DIAMETER

YAPISI / CONSTRUCTION

BİR VEYA ÇOK TELLİ BAKIR İLETKEN

SOLID OR STRANDED COPPER CONDUCTOR

PVC İZOLE

PVC INSULATION

DOLGU

FILLER

GALVANİZLİ ÇİFT KAT ÇELİK BANT ZIRH

GALVANIZED DOUBLE STEEL TAPE ARMoured


PVC DİŞ KILIF

PVC OUTER SHEATH

KOD NO CODE NR	BOYUT VE AĞIRLIKLAR (DIMENSIONS AND WEIGHTS)				ELEKTRİKSEL ÖZELLİKLER (ELECTRICAL PROPERTIES)		
	NOMİNAL KESİT NOMINAL CROSS-SECTION	DİŞ ÇAP (yaklaşık) OVERAL DIAMETER (approx.)	NET AĞIRLIK (yaklaşık) NET WEIGHT (approx.)	SEVK UZUNLUĞU DELIVERY LENGHT	İLETKEN DC DİRENCİ 20°C'de max. DC Conductor Resistance at 20°C (ohm/km)	AKIM TAŞIMA KAPASİTESİ CURRENT CARRYING CAPACITY	
						TOPRAKTA 20°C'de IN INGROUND AT 20°C	HAVADA 30°C'de IN AIR AT 30°C
990 801	3x1.5	13.0	320	1000	12.1	26	18.5
990 802	3x2.5	14.0	380	1000	7.41	34	25
990 803	3x4	16.0	500	1000	4.61	44	34
990 804	3x6	17.0	600	1000	3.08	56	43
990 805	3x10	19.5	800	1000	1.83	75	60
990 806	3x16	21.5	1050	1000	1.15	98	80
990 807	3x25	25.0	1500	1000	0.727	128	106
990 808	3x35	27.0	1850	1000	0.524	157	131
990 809	3x50	31.0	2450	1000	0.387	185	159
990 810	3x70	35.0	4200	1000	0.268	228	202
990 811	3x95	40.5	3300	500	0.193	275	244
990 812	3x120	44.0	4650	500	0.153	313	282
990 813	3x150	48.5	5600	500	0.124	353	324
990 814	3x185	53.5	6800	500	0.0991	399	371
990 815	3x240	60.5	10600	250	0.0754	464	436
990 816	3x300	68.0	13000	250	0.0601	524	481
990 817	3x400	77.0	17000	250	0.0470	600	560

0.6/1 kV PVC İZOLELİ, ÇİFT KAT ÇELİK BANT ZIRHLI, ÇOK DAMARLI BAKIR İLETKENLİ KABLOLAR

0.6/1 kV PVC INSULATED, DOUBLE STEEL TAPE ARMoured MULTI CORE CABLES WITH COPPER CONDUCTOR



KOD / CODE

YVZ4-U, YVZ4V-R, CU/PVC/STA/PVC, NYBY

U: Som iletken

R: Örgülü rijit iletken

YVZ4-U, YVZ4V-R, CU/PVC/STA/PVC, NYBY

U: Solid conductor

R: Stranded conductor

STANDARTLAR

TS IEC 60502, VDE 0271

STANDARTS

TS IEC 60502, VDE 0271

KULLANIM ALANLARI / APPLICATION

GÜÇ MERKEZLERİNDE, ŞALT VE ENDÜSTRİ TESİSLERİNDE, YEREL ENERJİ DAĞITIMINDA GÜÇ KABLOSU OLARAK; MEKANİK HASAR RİSKİNİN YÜKSEK OLDUĞU YERLERDE HARIÇTE, DAHİLDE, TOPRAK ALTINDA VEYA KABLO KANALLARINDA KULLANILIR.

INDOORS AND OUTDOORS, IN CABLE DUCTS, UNDERGROUND, IN POWER OR SWITCHING STATIONS, LOCAL ENERGY DISTRIBUTIONS, INDUSTRIAL PLANTS, WHERE THERE IS RISK OF MECHANICAL DAMAGE.

TEKNİK ÖZELLİKLER / TECHNICAL CHARACTERISTIC

ÇALIŞMA SICAKLIĞI (MAKS.) 70°C

OPERATING TEMPERATURE (MAX.) 70°C

KISA DEVRE SICAKLIĞI (MAKS.) (max. 5 sn.)

OPERATING TEMPERATURE (max. 5 sec.)

KESİT ≤ 300mm 160°C

Crosssection ≤ 300 mm 160°C

KESİT > 300 mm 140°C

Crosssection > 300 mm 140°C

ANMA GERİLİMİ 0.6/1 kV

RATED VOLTAGE 0.6/1 kV

BÜKÜLME YARIÇAPI (MİN.) 12xDİŞ ÇAP

BENDING RADIUS (MIN) 12xOUTER DIAMETER

YAPISI / CONSTRUCTION

BİR VEYA ÇOK TELLİ BAKIR İLETKEN

SOLID OR STRANDED COPPER CONDUCTOR

PVC İZOLE

PVC INSULATION

DOLGU

FILLER

GALVANİZLİ ÇİFT KAT ÇELİK BANT ZIRH

GALVANIZED DOUBLE STEEL TAPE ARMoured


PVC DİŞ KILIF

PVC OUTER SHEATH

KOD NO CODE NR	BOYUT VE AĞIRLIKLAR (DIMENSIONS AND WEIGHTS)				ELEKTRİKSEL ÖZELLİKLER (ELECTRICAL PROPERTIES)		
	NOMİNAL KESİT NOMINAL CROSS-SECTION	DİŞ ÇAP (yaklaşık) OVERAL DIAMETER (approx.)	NET AĞIRLIK (yaklaşık) NET WEIGHT (approx.)	SEVK UZUNLUĞU DELIVERY LENGHT	İLETKEN DC DİRENCİ 20°C'de max. DC Conductor Resistance at 20°C (ohm/km)	AKIM TAŞIMA KAPASİTESİ CURRENT CARRYING CAPACITY	
						TOPRAKTA 20°C'de IN INGROUND AT 20°C	HAVADA 30°C'de IN AIR AT 30°C
990 818	4x1.5	14.0	360	1000	12.1	26	18.5
990 819	4x2.5	15.0	440	1000	7.41	34	25
990 820	4x4	17.0	580	1000	4.61	44	34
990 821	4x6	18.0	700	1000	3.08	56	43
990 822	4x10	21.0	980	1000	1.83	75	60
990 823	4x16	23.5	1300	1000	1.15	98	80
990 824	4x25	27.0	1850	1000	0.727	128	106
990 825	4x35	29.5	2350	1000	0.524	157	131
990 826	4x50	34.0	3100	1000	0.387	185	159
990 827	4x70	39.0	4450	1000	0.268	228	202
990 828	4x95	44.5	5800	500	0.193	275	244
990 829	4x120	49.0	7100	500	0.153	313	282
990 830	4x150	53.5	8600	500	0.124	353	324
990 831	4x185	59.0	10500	250	0.0991	399	371
990 832	4x240	67.0	13400	250	0.0754	464	436
990 833	4x300	75.5	16600	250	0.0601	524	481
990 834	4x400	85.5	21650	250	0.0470	600	560

0.6/1 kV PVC İZOLELİ, YASSI ÇELİK TEL ZIRHLI, ÇOK DAMARLI BAKIR İLETKENLİ KABLOLAR

0.6/1 kV PVC INSULATED, FLAT STEEL WIRE ARMoured MULTI CORE CABLES WITH COPPER CONDUCTOR



KOD / CODE

YVZ3V-R, CU/PVC/SWA/PVC, NYFGbY

R: Örgülü rijit iletken

YVZ3V-R, CU/PVC/SWA/PVC, NYFGbY

R: Stranded conductor

STANDARTLAR

TS IEC 60502, VDE 0271

STANDARTS

TS IEC 60502, VDE 0271

KULLANIM ALANLARI / APPLICATION

GÜÇ MERKEZLERİNDE, ŞALT VE ENDÜSTRİ TESİSLERİNDE, YEREL ENERJİ DAĞITIMINDA GÜÇ KABLOSU OLARAK; MEKANİK HASAR RİSKİNİN YÜKSEK OLDUĞU YERLERDE HARİÇTE, DAHİLDE, TOPRAK ALTINDA VEYA KABLO KANALLARINDA KULLANILIR.

INDOORS AND OUTDOORS, IN CABLE DUCTS, UNDERGROUND, IN POWER OR SWITCHING STATIONS, LOCAL ENERGY DISTRIBUTIONS, INDUSTRIAL PLANTS, WHERE THERE IS RISK OF MECHANICAL DAMAGE.

TEKNİK ÖZELLİKLER / TECHNICAL CHARACTERISTIC

ÇALIŞMA SICAKLIĞI (MAKS.) 70° C

OPERATING TEMPERATURE (MAX.) 70°C

KISA DEVRE SICAKLIĞI (MAKS.) (max. 5 sn.)

OPERATING TEMPERATURE (max. 5 sec.)

KESİT ≤ 300mm 160°C

Crosssection ≤ 300 mm 160°C

KESİT > 300 mm 140°C

Crosssection > 300 mm 140°C

ANMA GERİLİMİ 0.6/1 kV

RATED VOLTAGE 0.6/1 kV

BÜKÜLME YARIÇAPI (MİN.) 12xDİŞ ÇAP

BENDING RADIUS (MIN) 12xOUTER DIAMETER

YAPISI / CONSTRUCTION

ÇOK TELLİ BAKIR İLETKEN
STRANDED COPPER CONDUCTOR

PVC İZOLE
PVC INSULATION

DOLGU
FILLER

GALVANİZLİ YASSI ÇELİK TEL
GALVANIZED FLAT STEEL WIRE

GALVANİZLİ ÇELİK TUTUCU BANT
GALVANIZED STEEL BINDING TAPE

PVC DİŞ KILIF
PVC OUTER SHEATH

KOD NO CODE NR	BOYUT VE AĞIRLIKLAR (DIMENSIONS AND WEIGHTS)				ELEKTRİKSEL ÖZELLİKLER (ELECTRICAL PROPERTIES)		
	NOMİNAL KESİT NOMINAL CROSS-SECTION	DİŞ ÇAP (yaklaşık) OVERAL DIAMETER (approx.)	NET AĞIRLIK (yaklaşık) NET WEIGHT (approx.)	SEVK UZUNLUĞU DELIVERY LENGHT	İLETKEN DC DİRENCİ 20°C'de max. DC Conductor Resistance at 20°C	AKIM TAŞIMA KAPASİTESİ CURRENT CARRYING CAPACITY	
						TOPRAKTA 20°C'de IN INGROUND AT 20°C	HAVADA 30°C'de IN AIR AT 30°C
	mm ²	mm	kg/km	m	(ohm/km)	A	A
990 835	3x16	23.0	1250	1000	1.15	98	80
990 836	3x25	26.0	1700	1000	0.727	128	106
990 837	3x35	28.0	2100	1000	0.524	157	131
990 838	3x50	32.0	2750	1000	0.387	185	159
990 839	3x70	36.0	3600	1000	0.268	228	202
990 840	3x95	41.0	4700	1000	0.193	275	244
990 841	3x120	44.5	5650	500	0.153	313	282
990 842	3x150	49.0	6900	500	0.124	353	324
990 843	3x185	54.0	8350	500	0.0991	399	371
990 844	3x240	61.0	10700	250	0.0754	464	436
990 845	3x300	69.0	13200	250	0.0601	524	481
990 846	3x400	77.0	17150	250	0.0470	600	560

0.6/1 kV PVC İZOLELİ, YASSI ÇELİK TEL ZIRHLI, ÇOK DAMARLI BAKIR İLETKENLİ KABLOLAR

0.6/1 kV PVC INSULATED, FLAT STEEL WIRE ARMoured MULTI CORE CABLES WITH COPPER CONDUCTOR



KOD / CODE

YVZ3V-R, CU/PVC/SWA/PVC, NYFGbY
R: Örgülü rijit iletken
YVZ3V-R, CU/PVC/SWA/PVC, NYFGbY
R: Stranded conductor

STANDARTLAR TS IEC 60502, VDE 0271
STANDARTS TS IEC 60502, VDE 0271

KULLANIM ALANLARI / APPLICATION

GÜÇ MERKEZLERİNDE, ŞALT VE ENDÜSTRİ TESİSLERİNDE, YEREL ENERJİ DAĞITIMINDA GÜÇ KABLOSU OLARAK; MEKANİK HASAR RİSKİNİN YÜKSEK OLDUĞU YERLERDE HARİÇTE, DAHİLDE, TOPRAK ALTINDA VEYA KABLO KANALLARINDA KULLANILIR.

INDOORS AND OUTDOORS, IN CABLE DUCTS, UNDERGROUND, IN POWER OR SWITCHING STATIONS, LOCAL ENERGY DISTRIBUTIONS, INDUSTRIAL PLANTS, WHERE THERE IS RISK OF MECHANICAL DAMAGE.

TEKNİK ÖZELLİKLER / TECHNICAL CHARACTERISTIC

ÇALIŞMA SICAKLIĞI (MAKS.) 70° C
OPERATING TEMPERATURE (MAX.) 70°C
KISA DEVRE SICAKLIĞI (MAKS.) (max. 5 sn.)
OPERATING TEMPERATURE (max. 5 sec.)
KESİT ≤ 300mm 160°C
Crosssection ≤ 300 mm 160°C
KESİT > 300mm 140°C
Crosssection > 300 mm 140°C
ANMA GERİLİMİ 0.6/1 kV
RATED VOLTAGE 0.6/1 kV
BÜKÜLME YARIÇAPI (MİN.) 12xDİŞ ÇAP
BENDING RADIUS (MIN) 12xOUTER DIAMETER

YAPISI / CONSTRUCTION

ÇOK TELLİ BAKIR İLETKEN
STRANDED COPPER CONDUCTOR

PVC İZOLE
PVC INSULATION

DOLGU
FILLER

GALVANİZLİ YASSI ÇELİK TEL
GALVANIZED FLAT STEEL WIRE


GALVANİZLİ ÇELİK TUTUCU BANT
GALVANIZED STEEL BINDING TAPE

PVC DİŞ KILIF
PVC OUTER SHEATH

KOD NO CODE NR	BOYUT VE AĞIRLIKLAR (DIMENSIONS AND WEIGHTS)				ELEKTRİKSEL ÖZELLİKLER (ELECTRICAL PROPERTIES)		
	NOMİNAL KESİT NOMINAL CROSS-SECTION	DİŞ ÇAP (yaklaşık) OVERAL DIAMETER (approx.)	NET AĞIRLIK (yaklaşık) NET WEIGHT (approx.)	SEVK UZUNLUĞU DELIVERY LENGHT	İLETKEN DC DİRENÇİ 20°C'de max. DC Conductor Resistance at 20°C	AKIM TAŞIMA KAPASİTESİ CURRENT CARRYING CAPACITY	
						TOPRAKTA 20°C'de IN INGROUND AT 20°C	HAVADA 30°C'de IN AIR AT 30°C
	mm ²	mm	kg/km	m	(ohm/km)	A	A
990 860	3x16+10	24.0	1450	1000	1.15	98	80
990 861	3x25+16	27.7	2000	1000	0.727	128	106
990 862	3x35+16	29.5	2300	1000	0.524	157	131
990 863	3x50+25	33.5	3050	1000	0.387	185	159
990 864	3x70+35	37.5	4000	1000	0.268	228	202
990 865	3x95+50	43.0	5250	1000	0.193	275	244
990 866	3x120+70	47.5	6500	500	0.153	313	282
990 867	3x150+70	50.5	7600	500	0.124	353	324
990 868	3x185+95	56.0	9400	500	0.0991	399	371
990 869	3x240+120	63.0	11900	250	0.0754	464	436
990 870	3x300+150	70.0	14600	250	0.0601	524	481
990 871	3x400+185	79.0	18900	250	0.0470	600	560

0.6/1 kV PVC İZOLELİ, YASSI ÇELİK TEL ZIRHLI, ÇOK DAMARLI BAKIR İLETKENLİ KABLolar

0.6/1 kV PVC INSULATED, FLAT STEEL WIRE ARMoured MULTI CORE CABLES WITH COPPER CONDUCTOR



KOD / CODE

YVZ3V-R, CU/PVC/SWA/PVC, NYFGbY

R: Örgülü rijit iletken

YVZ3V-R, CU/PVC/SWA/PVC, NYFGbY

R: Stranded conductor

STANDARTLAR

TS IEC 60502, VDE 0271

STANDARTS

TS IEC 60502, VDE 0271

TEKNİK ÖZELLİKLER / TECHNICAL CHARACTERISTIC

ÇALIŞMA SICAKLIĞI (MAKS.) 70°C

OPERATING TEMPERATURE (MAX.) 70°C

KISA DEVRE SICAKLIĞI (MAKS.) (max. 5 sn.)

OPERATING TEMPERATURE (max. 5 sec.)

KESİT ≤ 300mm 160°C

Crosssection ≤ 300mm 160°C

KESİT > 300mm 140°C

Crosssection > 300mm 140°C

ANMA GERİLİMİ

0.6/1 kV

RATED VOLTAGE

0.6/1 kV

BÜKÜLME YARIÇAPI (MİN.)

12xDİŞ ÇAP

BENDING RADIUS (MIN)

12xOUTER DIAMETER

KULLANIM ALANLARI / APPLICATION

GÜÇ MERKEZLERİNDE, ŞALT VE ENDÜSTRİ TESİSLERİNDE, YEREL ENERJİ DAĞITIMINDA GÜÇ KABLOSU OLARAK; MEKANİK HASAR RİSKİNİN YÜKSEK OLDUĞU YERLERDE HARIÇTE, DAHİLDE, TOPRAK ALTINDA VEYA KABLO KANALLARINDA KULLANILIR.

INDOORS AND OUTDOORS, IN CABLE DUCTS, UNDERGROUND, IN POWER OR SWITCHING STATIONS, LOCAL ENERGY DISTRIBUTIONS, INDUSTRIAL PLANTS, WHERE THERE IS RISK OF MECHANICAL DAMAGE.

YAPISI / CONSTRUCTION

ÇOK TELLİ BAKIR İLETKEN

STRANDED COPPER CONDUCTOR

PVC İZOLE

PVC INSULATION

DOLGU

FILLER

GALVANİZLİ YASSI ÇELİK TEL

GALVANIZED FLAT STEEL WIRE

GALVANİZLİ ÇELİK TUTUCU BANT

GALVANIZED STEEL BINDING TAPE

PVC DİŞ KILIF

PVC OUTER SHEATH

KOD NO CODE NR	BOYUT VE AĞIRLIKLAR (DIMENSIONS AND WEIGHTS)				ELEKTRİKSEL ÖZELLİKLER (ELECTRICAL PROPERTIES)		
	NOMİNAL KESİT NOMINAL CROSS-SECTION	DİŞ ÇAP (yaklaşık) OVERAL DIAMETER (approx.)	NET AĞIRLIK (yaklaşık) NET WEIGHT (approx.)	SEVK UZUNLUĞU DELIVERY LENGHT	İLETKEN DC DİRENCİ 20°C'de max. DC Conductor Resistance at 20°C (ohm/km)	AKIM TAŞIMA KAPASİTESİ CURRENT CARRYING CAPACITY	
						TOPRAKTA 20°C'de IN INGROUND AT 20°C	HAVADA 30°C'de IN AIR AT 30°C
990 847	4x10	23.0	1150	1000	1.83	75	60
990 848	4x16	26.0	1500	1000	1.15	98	80
990 849	4x25	28.0	2050	1000	0.727	128	106
990 850	4x35	32.0	2600	1000	0.524	157	131
990 851	4x50	36.0	3450	1000	0.387	185	159
990 852	4x70	41.0	4500	1000	0.268	228	202
990 853	4x95	44.5	5850	500	0.193	275	244
990 854	4x120	49.0	7150	500	0.153	313	282
990 855	4x150	54.0	8700	500	0.124	353	324
990 856	4x185	61.0	10650	500	0.0991	399	371
990 857	4x240	69.0	13550	250	0.0754	464	436
990 858	4x300	77.0	16750	250	0.0601	524	481
990 859	4x400	85.5	21850	250	0.0470	600	560

0.6/1 kV PVC İZOLELİ, ÇOK DAMARLI, ALÜMİNYUM İLETKENLİ KABLOLAR

0.6/1 kV PVC INSULATED, MULTI CORE CABLES WITH ALUMINIUM CONDUCTOR



KOD / CODE

YAVV-R, YVV-R, AL/PVC/PVC, NAYY
R: Örgülü Rijit İletken
YAVV-R, YVV-R, AL/PVC/PVC, NAYY
R: Stranded Conductor

STANDARTLAR TS IEC 60502, VDE 0276
STANDARTS TS IEC 60502, VDE 0276

KULLANIM ALANLARI / APPLICATION

GÜÇ MERKEZLERİNDE, ŞALT VE ENDÜSTRİ TESİSLERİNDE, YEREL ENERJİ DAĞITIMINDA GÜÇ KABLOSU OLARAK MEKANİK HASAR RİSKİNİN YÜKSEK OLDUĞU YERLERDE HARİÇTE, DAHİLDE, TOPRAK ALTINDA VEYA KABLO KANALLARINDA KULLANILIR.

INDOORS AND OUTDOORS, IN CABLE DUCTS, UNDERGROUND, IN POWER OR SWITCHING STATIONS, LOCAL ENERGY DISTRIBUTIONS, INDUSTRIAL PLANTS, WHERE THERE IS RISK OF MECHANICAL DAMAGE.

TEKNİK ÖZELLİKLER / TECHNICAL CHARACTERISTIC

ÇALIŞMA SICAKLIĞI (MAKS.) 70°C
OPERATING TEMPERATURE (MAX.) 70°C
KISA DEVRE SICAKLIĞI (MAKS.) 160°C (max. 5 sn.)
OPERATING TEMPERATURE 160°C (max. 5 sec.)
KESİT ≤ 300mm 160°C (max. 5 sn.)
CROSS SECTION ≤ 300mm 160°C (max. 5 sec.)
KESİT > 300mm 140°C (max. 5 sn.)
CROSS SECTION > 300mm 140°C (max. 5 sec.)
ANMA GERİLİMİ 0.6/1 kV
RATED VOLTAGE 0.6/1 kV
BÜKÜLME YARIÇAPI (min.) 12xDİŞ ÇAP
BENDING RADIUS (min.) 12xOUTER DIAMETER


YAPISI / CONSTRUCTION

ÇOK TELLİ ALÜMİNYUM İLETKEN
STRANDED ALUMINIUM CONDUCTOR
PVC İZOLE
PVC INSULATION
PVC DOLGU
PVC FILLER
PVC DIŞ KILIF
PVC OUTER SHEAT

KOD NO CODE NR	BOYUT VE AĞIRLIKLAR (DIMENSIONS AND WEIGHTS)				ELEKTRİKSEL ÖZELLİKLER (ELECTRICAL PROPERTIES)		
	NOMİNAL KESİT NOMINAL CROSS-SECTION	DIŞ ÇAP (yaklaşık) OVERAL DIAMETER (approx.)	NET AĞIRLIK (yaklaşık) NET WEIGHT (approx.)	SEVK UZUNLUĞU DELIVERY LENGHT	İLETKEN DC DİRENCİ 20°C'de max. DC Conductor Resistance at 20°C (ohm/km)	AKIM TAŞIMA KAPASİTESİ CURRENT CARRYING CAPACITY	
						mm ²	mm
990 872	3x25	24.0	760	1000	1.2000	99	83
990 873	3x35	26.5	930	1000	0.8680	118	102
990 874	3x50	30.5	1250	1000	0.6410	142	124
990 875	3x70	34.5	1650	1000	0.4430	176	158
990 876	3x95	39.5	2150	1000	0.3200	211	190
990 877	3x120	43.0	2550	1000	0.2530	242	221
990 878	3x150	48.0	3200	1000	0.2060	270	252
990 879	3x185	52.5	3900	1000	0.1640	308	289
990 880	3x240	59.5	4950	500	0.1250	363	339
990 881	3x300	65.5	6050	500	0.1000	412	377
990 882	3x400	74.0	7850	250	0.0778	475	444

0.6/1 kV PVC İZOLELİ, ÇOK DAMARLI ALÜMİNYUM İLETKENLİ KABLOLAR

0,6/1 kV PVC INSULATED, MULTI CORE CABLES WITH ALUMINIUM CONDUCTOR



KOD / CODE

YAVV-R, AL/PVC/PVC, NAYY
R: Örgülü Rijit İletken

YAVV-R, AL/PVC/PVC, NAYY
R: Stranded Conductor

STANDARTLAR STANDARTS

TS IEC 60502, VDE 0276
TS IEC 60502, VDE 0276

KULLANIM ALANLARI / APPLICATION

GÜÇ MERKEZLERİNDE, ŞALT ve ENDÜSTRİ TESİSLERİNDE, YEREL ENERJİ DAĞITIMINDA GÜÇ KABLOSU OLARAK MEKANİK HASAR RİSKİNİN OLMADIĞI YERLERDE HARIÇTE, DAHİLDE, TOPRAK ALTINDA veya KABLO KANALLARINDA KULLANILIR.

INDOORS and OUTDOORS, IN CABLE DUCKS, UNDERGROUND, IN POWER OR SWITCHING STATIONS, LOCAL ENERGY DISTRIBUTIONS, INDUSTRY PLANTS, WHERE THERE IS NO RISK OF MECHANICAL DAMAGE.

TEKNİK ÖZELLİKLER / TECHNICAL CHARACTERISTIC

ÇALIŞMA SICAKLIĞI (MAKS.) OPERATING TEMPERATURE (MAX.)	70°C 70°C
KISA DEVRE SICAKLIĞI (MAKS.) OPERATING TEMPERATURE	160°C (max. 5 sn.) 160°C (max. 5 sec.)
KESİT ≤ 300mm CROSS SECTION ≤ 300mm	160°C (max. 5 sn.) 160°C (max. 5 sec.)
KESİT > 300mm CROSS SECTION > 300mm	140°C (max. 5 sn.) 140°C (max. 5 sec.)
ANMA GERİLİMİ RATED VOLTAGE	0.6/1 kV 0.6/1 kV
BÜKÜLME YARIÇAPI (min.) BENDING RADIUS (min.)	12xDİŞ ÇAP 12xOUTER DIAMETER

YAPISI / CONSTRUCTION

ÇOK TELLİ ALÜMİNYUM İLETKEN
STRANDED ALUMINIUM CONDUCTOR
PVC İZOLE
PVC INSULATION
PVC DOLGU
PVC FILLER
PVC DIŞ KILIF
PVC OUTER SHEAT

KOD NO CODE NR	BOYUT VE AĞIRLIKLAR (DIMENSIONS AND WEIGHTS)				ELEKTRİKSEL ÖZELLİKLER (ELECTRICAL PROPERTIES)		
	NOMİNAL KESİT NOMINAL CROSS-SECTION	DİŞ ÇAP (yaklaşık) OVERAL DIAMETER (approx.)	NET AĞIRLIK (yaklaşık) NET WEIGHT (approx.)	SEVK UZUNLUĞU DELIVERY LENGHT	İLETKEN DC DİRENCİ 20°C'de max. DC Conductor Resistance at 20°C	AKIM TAŞIMA KAPASİTESİ CURRENT CARRYING CAPACITY	
						TOPRAKTA 20°C'de IN INGROUND AT 20°C	HAVADA 30°C'de IN AIR AT 30°C
	mm ²	mm	kg/km	mt	(ohm/km)	A	A
990 883	3x25+16	25.0	850	1000	1.2000	99	83
990 884	3x35+16	27.0	1000	1000	0.8680	118	102
990 885	3x50+25	32.0	1350	1000	0.6410	142	124
990 886	3x70+35	36.0	1800	1000	0.4430	176	158
990 887	3x95+50	41.0	2350	1000	0.3200	211	190
990 888	3x120+70	45.0	2900	1000	0.2530	242	221
990 889	3x150+70	49.0	3450	1000	0.2060	270	252
990 890	3x185+95	55.0	4250	1000	0.1640	308	289
990 891	3x240+120	61.5	5350	500	0.1250	363	339
990 892	3x300+150	68.0	6550	500	0.1000	412	377
990 893	3x400+185	76.5	8400	250	0.0778	475	444

0.6/1 kV XLPE İZOLELİ, TEK DAMARLI BAKIR İLETKENLİ KABLOLAR

0.6/1 kV XLPE INSULATED SINGLE CORE CABLES WITH COPPER CONDUCTOR.



3
2
1



KOD / CODE

YXV-U YXV-R, CU/XLPE/PVC, N2XY
YXV-U YXV-R, CU/XLPE/PVC, N2XY

U: Som iletken.

R: Örgülü rijit iletken.

U: Solid Conductor

R: Stranded Conductor

STANDARTLAR STANDARTS

VDE 0276, TS IEC 60502 BS 7889
VDE 0276 TS IEC 60502 BS 7889

KULLANIM ALANLARI /APPLICATION

GÜÇ MERKEZLERİNDE, ŞALT ve ENDÜSTRİ TESİSLERİNDE, YEREL ENERJİ DAĞITIMINDA GÜÇ KABLOSU OLARAK MEKANİK HASAR RİSKİNİN OLMADIĞI YERLERDE HARIÇTE, DAHİLDE, TOPRAK ALTINDA veya KABLO KANALLARINDA KULLANILIR.

INDOORS and OUTDOORS, IN CABLE DUCKS, UNDERGROUND, IN POWER OR SWITCHING STATIONS, LOCAL ENERGY DISTRIBUTIONS, INDUSTRY PLANTS, WHERE THERE IS NO RISK OF MECHANICAL DAMAGE.

TEKNİK ÖZELLİKLER / TECHNICAL CHARACTERISTIC

ÇALIŞMA SICAKLIĞI (MAKS.) 90°C
OPERATING TEMPERATURE (MAX.) 90°C

KISA DEVRE SICAKLIĞI (MAKS.) 250°C (max. 5 sn.)
OPERATING TEMPERATURE 250°C (max. 5 sec.)

ANMA GERİLİMİ 0.6/1 kV
RATED VOLTAGE 0.6/1 kV

BÜKÜLME YARIÇAP (min.) 15xDİŞ ÇAP
BENDING RADIUS (min.) 15xOUTER DIAMETER

YAPISI / CONSTRUCTION

BİR VEYA ÇOK TELLİ BAKIR İLETKEN
SOLID OR STRANDED COPPER CONDUCTOR


XLPE İZOLE
XLPE INSULATION

PVC DİŞ KILIF
PVC OUTER SHEATH

KOD NO CODE NR	NOMİNAL KESİT NOMINAL CROSS-SECTION	BOYUT VE AĞIRLIKLAR (DIMENSIONS AND WEIGHTS)			ELEKTRİKSEL ÖZELLİKLER (ELECTRICAL PROPERTIES)				
		DİŞ ÇAP (yaklaşık) OVERAL DIAMETER (approx.)	NET AĞIRLIK (yaklaşık) NET WEIGHT (approx.)	SEVK UZUNLUĞU DELIVERY LENGHT	İLETKEN DC DİRENCİ 20°C'de max. DC Conductor Resistance at 20°C	AKIM TAŞIMA KAPASİTESİ CURRENT CARRYING CAPACITY			
						TOPRAKTA 20°C'de IN INGROUND AT 20°C	HAVADA 30°C'de IN AIR AT 30°C		
	mm ²	mm	kg/km	m	(ohm/km)	A ●●●	A ●●	A ●●●	A ●●
990 894	1x1.5	5.5	45	1000	12.1	39	32	32	25
990 895	1x2.5	6.0	55	1000	7.41	51	43	42	34
990 896	1x4	6.5	75	1000	4.61	66	55	56	44
990 897	1x6	7.0	90	1000	3.08	82	68	71	57
990 898	1x10	8.0	140	1000	1.83	109	90	96	77
990 899	1x16	9.0	200	1000	1.15	139	115	128	102
990 900	1x25	10.5	300	1000	0.727	179	149	173	139
990 901	1x35	11.5	400	1000	0.524	213	178	212	170
990 902	1x50	13.0	530	1000	0.387	251	211	258	208
990 903	1x70	15.0	750	1000	0.268	307	259	328	265
990 904	1x95	17.0	1000	1000	0.193	366	310	404	326
990 905	1x120	18.5	1250	1000	0.153	416	352	471	381
990 906	1x150	20.5	1550	1000	0.124	465	396	541	438
990 907	1x185	22.5	1900	1000	0.0991	526	449	626	507
990 908	1x240	25.5	2450	1000	0.0754	610	521	749	606
990 909	1x300	29.0	3000	1000	0.0601	689	587	864	697
990 910	1x400	32.0	4000	1000	0.0470	788	669	1018	816
990 911	1x500	35.5	5000	1000	0.0366	889	748	1173	933
990 912	1x630	39.0	6100	1000	0.0283	980	843	1315	1083

0.6/1 kV XLPE İZOLELİ ÇOK DAMARLI BAKIR İLETKENLİ KABLOLAR

0.6/1 kV XLPE INSULATED MULTI CORE CABLES WITH COPPER CONDUCTOR.



KOD / CODE

YXV-U YXV-R, CU/XLPE/PVC, N2XY
YXV-U YXV-R, CU/XLPE/PVC, N2XY

U: Som iletken.
R: Örgülü rijit iletken.
U: Solid Conductor
R: Stranded Conductor

STANDARTLAR VDE 0276, TS IEC 60502 BS 7889
STANDARTS VDE 0276 TS IEC 60502 BS 7889

KULLANIM ALANLARI /APPLICATION

GÜÇ MERKEZLERİNDE, ŞALT ve ENDÜSTRİ TESİSLERİNDE, YEREL ENERJİ DAĞITIMINDA GÜÇ KABLOSU OLARAK; MEKANİK HASAR RİSKİNİN OLMADIĞI YERLERDE HARIÇTE, DAHİLDE, TOPRAK ALTINDA veya KABLO KANALLARINDA KULLANILIR.

INDOORS and OUTDOORS, IN CABLE DUCKS, UNDERGROUND, IN POWER OR SWITCHING STATIONS, LOCAL ENERGY DISTRIBUTIONS, INDUSTRY PLANTS, WHERE THERE IS NO RISK OF MECHANICAL DAMAGE.

TEKNİK ÖZELLİKLER / TECHNICAL CHARACTERISTIC

ÇALIŞMA SICAKLIĞI (MAKS.) 90°C
OPERATING TEMPERATURE (MAX.) 90°C

KISA DEVRE SICAKLIĞI (MAKS.) 250°C (max. 5 sn.)
OPERATING TEMPERATURE 250°C (max. 5 sec.)

ANMA GERİLİMİ 0.6/1 kV
RATED VOLTAGE 0.6/1 kV

BÜKÜLME YARIÇAPI (min.) 15xDIŞ ÇAP
BENDING RADIUS (min.) 15xOUTER DIAMETER

YAPISI / CONSTRUCTION

BİR VEYA ÇOK TELLİ BAKIR İLETKEN
SOLID OR STRANDED COPPER CONDUCTOR

XLPE İZOLE
XLPE INSULATION


PVC DOLGU
PVC FILLER

PVC DIŞ KILIF
PVC OUTER SHEATH

KOD NO CODE NR	BOYUT VE AĞIRLIKLAR (DIMENSIONS AND WEIGHTS)				ELEKTRİKSEL ÖZELLİKLER (ELECTRICAL PROPERTIES)		
	NOMİNAL KESİT NOMINAL CROSS-SECTION	DIŞ ÇAP (yaklaşık) OVERAL DIAMETER (approx.)	NET AĞIRLIK (yaklaşık) NET WEIGHT (approx.)	SEVK UZUNLUĞU DELIVERY LENGHT	İLETKEN DC DİRENCİ 20°C'de max. DC Conductor Resistance at 20°C	AKIM TAŞIMA KAPASİTESİ CURRENT CARRYING CAPACITY	
						TOPRAKTA 20°C'de IN INGROUND AT 20°C	HAVADA 30°C'de IN AIR AT 30°C
	mm ²	mm	kg/km	m	(ohm/km)	A	A
990 913	2x1.5	10.5	155	1000	12.1	39	32
990 914	2x2.5	11.3	200	1000	7.41	51	42
990 915	2x4	12.3	260	1000	4.61	66	56
990 916	2x6	13.5	320	1000	3.08	82	71
990 917	2x10	15.2	460	1000	1.83	109	96
990 918	2x16	17.3	630	1000	1.15	115	125
990 919	2x25	21.5	920	1000	0.727	145	155
990 920	2x35	23.3	1150	1000	0.524	175	195
990 921	2x50	25.8	1490	1000	0.387	210	235
990 922	2x70	29.7	2050	1000	0.268	255	300
990 923	2x95	33.9	2760	1000	0.193	310	370
990 924	2x120	37.4	3400	1000	0.153	355	430
990 925	2x150	41.1	4150	1000	0.124	400	490
990 926	2x185	45.9	5200	1000	0.0991	455	570
990 927	2x240	51.5	6700	500	0.0754	530	680

0.6/1 kV XLPE İZOLELİ ÇOK DAMARLI BAKIR İLETKENLİ KABLOLAR

0.6/1 kV XLPE INSULATED MULTI CORE CABLES WITH COPPER CONDUCTOR.



KOD / CODE

YXV-U YXV-R, CU/XLPE/PVC, N2XY
YXV-U YXV-R, CU/XLPE/PVC, N2XY

U: Som iletken.
R: Örgülü rijit iletken.

U: Solid Conductor
R: Stranded Conductor

STANDARTLAR VDE 0276, TS IEC 60502 BS 7889
STANDARTS VDE 0276 TS IEC 60502 BS 7889

KULLANIM ALANLARI /APPLICATION

GÜÇ MERKEZLERİNDE, ŞALT ve ENDÜSTRİ TESİSLERİNDE, YEREL ENERJİ DAĞITIMINDA GÜÇ KABLOSU OLARAK; MEKANİK HASAR RİSKİNİN OLMADIĞI YERLERDE HARIÇTE, DAHİLDE, TOPRAK ALTINDA veya KABLO KANALLARINDA KULLANILIR.

INDOORS and OUTDOORS, IN CABLE DUCKS, UNDERGROUND, IN POWER OR SWITCHING STATIONS, LOCAL ENERGY DISTRIBUTIONS, INDUSTRY PLANTS, WHERE THERE IS NO RISK OF MECHANICAL DAMAGE.

TEKNİK ÖZELLİKLER / TECHNICAL CHARACTERISTIC

ÇALIŞMA SICAKLIĞI (MAKS.) 90°C
OPERATING TEMPERATURE (MAX.) 90°C

KISA DEVRE SICAKLIĞI (MAKS.) 250°C (max. 5 sn.)
OPERATING TEMPERATURE 250°C (max. 5 sec.)

ANMA GERİLİMİ 0.6/1 kV
RATED VOLTAGE 0.6/1 kV

BÜKÜLME YARIÇAPI (min.) 15xDIŞ ÇAP
BENDING RADIUS (min.) 15xOUTER DIAMETER

YAPISI / CONSTRUCTION

BİR VEYA ÇOK TELLİ BAKIR İLETKEN
SOLID OR STRANDED COPPER CONDUCTOR

XLPE İZOLE
XLPE INSULATION


PVC DOLGU
PVC FILLER

PVC DIŞ KILIF
PVC OUTER SHEATH

KOD NO CODE NR	BOYUT VE AĞIRLIKLAR (DIMENSIONS AND WEIGHTS)				ELEKTRİKSEL ÖZELLİKLER (ELECTRICAL PROPERTIES)		
	NOMİNAL KESİT NOMINAL CROSS-SECTION	DIŞ ÇAP (yaklaşık) OVERAL DIAMETER (approx.)	NET AĞIRLIK (yaklaşık) NET WEIGHT (approx.)	SEVK UZUNLUĞU DELIVERY LENGHT	İLETKEN DC DİRENCİ 20°C'de max. DC Conductor Resistance at 20°C	AKIM TAŞIMA KAPASİTESİ CURRENT CARRYING CAPACITY	
						TOPRAKTA 20°C'de IN INGROUND AT 20°C	HAVADA 30°C'de IN AIR AT 30°C
	mm ²	mm	kg/km	m	(ohm/km)	A	A
990 928	3x1.5	11.0	180	1000	12.1	30	24
990 929	3x2.5	12.0	230	1000	7.41	40	32
990 930	3x4	13.0	300	1000	4.61	52	42
990 931	3x6	14.5	370	1000	3.08	64	53
990 932	3x10	16.0	550	1000	1.83	86	73
990 933	3x16	19.0	700	1000	1.15	111	96
990 934	3x25	22.5	1150	1000	0.727	143	130
990 935	3x35	24.5	1500	1000	0.524	173	160
990 936	3x50	27.5	1950	1000	0.387	205	195
990 937	3x70	32.0	2750	1000	0.268	252	247
990 938	3x95	36.0	3600	1000	0.193	303	305
990 939	3x120	40.0	4500	1000	0.153	346	355
990 940	3x150	44.5	5600	500	0.124	390	407
990 941	3x185	49.0	6950	500	0.0991	441	469
990 942	3x240	56.0	9000	500	0.0754	511	551

0.6/1 kV XLPE İZOLELİ ÇOK DAMARLI BAKIR İLETKENLİ KABLOLAR

0.6/1 kV XLPE INSULATED MULTI CORE CABLES WITH COPPER CONDUCTOR.



KOD / CODE

YXV-U YXV-R, CU/XLPE/PVC, N2XY
YXV-U YXV-R, CU/XLPE/PVC, N2XY

U: Som iletken.
R: Örgülü rijit iletken.

U: Solid Conductor
R: Stranded Conductor

STANDARTLAR VDE 0276, TS IEC 60502 BS 7889
STANDARTS VDE 0276 TS IEC 60502 BS 7889

KULLANIM ALANLARI /APPLICATION

GÜÇ MERKEZLERİNDE, ŞALT ve ENDÜSTRİ TESİSLERİNDE, YEREL ENERJİ DAĞITIMINDA GÜÇ KABLOSU OLARAK; MEKANİK HASAR RİSKİNİN OLMADIĞI YERLERDE HARIÇTE, DAHİLDE, TOPRAK ALTINDA veya KABLO KANALLARINDA KULLANILIR.

INDOORS and OUTDOORS, IN CABLE DUCKS, UNDERGROUND, IN POWER OR SWITCHING STATIONS, LOCAL ENERGY DISTRIBUTIONS, INDUSTRY PLANTS, WHERE THERE IS NO RISK OF MECHANICAL DAMAGE.

TEKNİK ÖZELLİKLER / TECHNICAL CHARACTERISTIC

ÇALIŞMA SICAKLIĞI (MAKS.) 90°C
OPERATING TEMPERATURE (MAX.) 90°C

KISA DEVRE SICAKLIĞI (MAKS.) 250°C (max. 5 sn.)
OPERATING TEMPERATURE 250°C (max. 5 sec.)

ANMA GERİLİMİ 0.6/1 kV
RATED VOLTAGE 0.6/1 kV

BÜKÜLME YARIÇAPI (min.) 15xDIŞ ÇAP
BENDING RADIUS (min.) 15xOUTER DIAMETER

YAPISI / CONSTRUCTION

BİR VEYA ÇOK TELLİ BAKIR İLETKEN
SOLID OR STRANDED COPPER CONDUCTOR

XLPE İZOLE
XLPE INSULATION


PVC DOLGU
PVC FILLER

PVC DIŞ KILIF
PVC OUTER SHEATH

KOD NO CODE NR	BOYUT VE AĞIRLIKLAR (DIMENSIONS AND WEIGHTS)				ELEKTRİKSEL ÖZELLİKLER (ELECTRICAL PROPERTIES)		
	NOMİNAL KESİT NOMINAL CROSS-SECTION	DIŞ ÇAP (yaklaşık) OVERAL DIAMETER (approx.)	NET AĞIRLIK (yaklaşık) NET WEIGHT (approx.)	SEVK UZUNLUĞU DELIVERY LENGHT	İLETKEN DC DİRENCİ 20°C'de max. DC Conductor Resistance at 20°C	AKIM TAŞIMA KAPASİTESİ CURRENT CARRYING CAPACITY	
						TOPRAKTA 20°C'de IN INGROUND AT 20°C	HAVADA 30°C'de IN AIR AT 30°C
	mm ²	mm	kg/km	m	(ohm/km)	A	A
990 943	3x16+10	20.0	850	1000	1.15	111	96
990 944	3x25+16	23.5	1300	1000	0.727	143	130
990 945	3x35+16	25.5	1650	1000	0.524	173	160
990 946	3x50+25	29.0	2200	1000	0.387	205	195
990 947	3x70+35	33.5	3100	1000	0.268	252	247
990 948	3x95+50	37.5	4100	1000	0.193	303	305
990 949	3x120+70	42.0	5200	500	0.153	346	355
990 950	3x150+70	45.5	6250	500	0.124	390	407
990 951	3x185+95	51.0	7800	500	0.0991	441	469
990 952	3x240+120	58.0	10100	500	0.0754	511	551

0.6/1 kV XLPE İZOLELİ ÇOK DAMARLI BAKIR İLETKENLİ KABLOLAR

0.6/1 kV XLPE INSULATED MULTI CORE CABLES WITH COPPER CONDUCTOR.



KOD / CODE

YXV-U YXV-R, CU/XLPE/PVC, N2XY
YXV-U YXV-R, CU/XLPE/PVC, N2XY

U: Som iletken.
R: Örgülü rijit iletken.

U: Solid Conductor
R: Stranded Conductor

STANDARTLAR VDE 0276, TS IEC 60502 BS 7889
STANDARTS VDE 0276 TS IEC 60502 BS 7889

KULLANIM ALANLARI /APPLICATION

GÜÇ MERKEZLERİNDE, ŞALT ve ENDÜSTRİ TESİSLERİNDE, YEREL ENERJİ DAĞITIMINDA GÜÇ KABLOSU OLARAK; MEKANİK HASAR RİSKİNİN OLMADIĞI YERLERDE HARIÇTE, DAHİLDE, TOPRAK ALTINDA veya KABLO KANALLARINDA KULLANILIR.

INDOORS and OUTDOORS, IN CABLE DUCKS, UNDERGROUND, IN POWER OR SWITCHING STATIONS, LOCAL ENERGY DISTRIBUTIONS, INDUSTRY PLANTS, WHERE THERE IS NO RISK OF MECHANICAL DAMAGE.

TEKNİK ÖZELLİKLER / TECHNICAL CHARACTERISTIC

ÇALIŞMA SICAKLIĞI (MAKS.) 90°C
OPERATING TEMPERATURE (MAX.) 90°C

KISA DEVRE SICAKLIĞI (MAKS.) 250°C (max. 5 sn.)
OPERATING TEMPERATURE 250°C (max. 5 sec.)

ANMA GERİLİMİ 0.6/1 kV
RATED VOLTAGE 0.6/1 kV

BÜKÜLME YARIÇAPI (min.) 15xDIŞ ÇAP
BENDING RADIUS (min.) 15xOUTER DIAMETER

YAPISI / CONSTRUCTION

BİR VEYA ÇOK TELLİ BAKIR İLETKEN
SOLID OR STRANDED COPPER CONDUCTOR

XLPE İZOLE
XLPE INSULATION

PVC DOLGU
PVC FILLER

PVC DIŞ KILIF
PVC OUTER SHEATH

KOD NO CODE NR	NOMİNAL KESİT NOMINAL CROSS-SECTION	BOYUT VE AĞIRLIKLAR (DIMENSIONS AND WEIGHTS)			ELEKTRİKSEL ÖZELLİKLER (ELECTRICAL PROPERTIES)		
		DIŞ ÇAP (yaklaşık) OVERAL DIAMETER (approx.)	NET AĞIRLIK (yaklaşık) NET WEIGHT (approx.)	SEVK UZUNLUĞU DELIVERY LENGHT	İLETKEN DC DİRENCİ 20°C'de max. DC Conductor Resistance at 20°C	AKIM TAŞIMA KAPASİTESİ CURRENT CARRYING CAPACITY	
						TOPRAKTA 20°C'de IN INGROUND AT 20°C	HAVADA 30°C'de IN AIR AT 30°C
	mm ²	mm	kg/km	m	(ohm/km)	A	A
990 953	4x1.5	12.0	200	1000	12.1	30	24
990 954	4x2.5	13.0	250	1000	7.41	40	32
990 955	4x4	14.0	350	1000	4.61	52	42
990 956	4x6	15.5	450	1000	3.08	64	53
990 957	4x10	17.5	630	1000	1.83	86	73
990 958	4x16	20.0	905	1000	1.15	111	96
990 959	4x25	24.5	1400	1000	0.727	143	130
990 960	4x35	27.0	1850	1000	0.524	173	160
990 961	4x50	30.5	2500	1000	0.387	205	195
990 962	4x70	35.5	3500	1000	0.268	252	247
990 963	4x95	39.5	4650	1000	0.193	303	305
990 964	4x120	44.5	5900	500	0.153	346	355
990 965	4x150	49.0	7200	500	0.124	390	407
990 966	4x185	54.5	8950	500	0.0991	441	469
990 967	4x240	62.0	11600	250	0.0754	511	551

0.6/1 kV XLPE İZOLELİ, YUVARLAK ÇELİK TEL ZIRHLI, TEK DAMARLI BAKIR İLETKENLİ KABLOLAR

0.6/1 kV XLPE INSULATED ROUND STEEL WIRE ARMoured SINGLE CORE CABLES WITH COPPER CONDUCTOR.



KOD / CODE

YXZ2V-U YXZ2V-R, CU/XLPE/SWA/PVC, N2XRY
YXZ2V-U YXZ2V-R, CU/XLPE/SWA/PVC, N2XRY

U: Som iletken.

R: Örgülü rijit iletken.

U: Solid Conductor

R: Stranded Conductor

STANDARTLAR TS IEC 60502-1 BS 5467
STANDARTS TS IEC 60502-1 BS 5476

KULLANIM ALANLARI / APPLICATION

GÜÇ MERKEZLERİNDE, ŞALT ve ENDÜSTRİ TESİSLERİNDE, YEREL ENERJİ DAĞITIMINDA GÜÇ KABLOSU OLARAK MEKANİK HASAR RİSKİNİN OLMADIĞI YERLERDE HARIÇTE, DAHİLDE, TOPRAK ALTINDA veya KABLO KANALLARINDA KULLANILIR.

INDOORS and OUTDOORS, IN CABLE DUCKS, UNDERGROUND, IN POWER OR SWITCHING STATIONS, LOCAL ENERGY DISTRIBUTIONS, INDUSTRY PLANTS, WHERE THERE IS NO RISK OF MECHANICAL DAMAGE.

TEKNİK ÖZELLİKLER / TECHNICAL CHARACTERISTIC

ÇALIŞMA SICAKLIĞI (MAKS.) 90°C
OPERATING TEMPERATURE (MAX.) 90°C

KISA DEVRE SICAKLIĞI (MAKS.) 250°C (max. 5 sn.)
OPERATING TEMPERATURE 250°C (max. 5 sec.)

ANMA GERİLİMİ 0.6/1 kV
RATED VOLTAGE 0.6/1 kV

BÜKÜLME YARIÇAP (min.) 15xDIŞ ÇAP
BENDING RADIUS (min.) 15xOUTER DIAMETER

YAPISI / CONSTRUCTION

BİR VEYA ÇOK TELLİ BAKIR İLETKEN
SOLID OR STRANDED COPPER CONDUCTOR

XLPE İZOLE
XLPE INSULATION

PVC DOLGU
PVC FILLER

PVC ARA KILIF
PVC INNER SHEATH

GALVANİZ YUVARLAK ÇELİK TEL
GALVANIZED ROUND STEEL WIRES

POLYESTER BANT
POLYESTER TAPE

PVC DIŞ KILIF
PVC OUTER SHEATH

KOD NO CODE NR	BOYUT VE AĞIRLIKLAR (DIMENSIONS AND WEIGHTS)				ELEKTRİKSEL ÖZELLİKLER (ELECTRICAL PROPERTIES)				
	NOMİNAL KESİT NOMINAL CROSS-SECTION	DIŞ ÇAP (yaklaşık) OVERAL DIAMETER (approx.)	NET AĞIRLIK (yaklaşık) NET WEIGHT (approx.)	SEVK UZUNLUĞU DELIVERY LENGHT	İLETKEN DC DİRENÇİ 20°C'de max. DC Conductor Resistance at 20°C	AKIM TAŞIMA KAPASİTESİ CURRENT CARRYING CAPACITY			
						TOPRAKTA 20°C'de IN INGROUND AT 20°C		HAVADA 30°C'de IN AIR AT 30°C	
	mm ²	mm	kg/km	m	(ohm/km)	A ●●●	A ●●	A ●●●	A ●●
990 968	1x1.5	10.5	200	1000	12.1	39	32	32	25
990 969	1x2.5	11.0	220	1000	7.41	51	43	42	34
990 970	1x4	11.5	250	1000	4.61	66	55	56	44
990 971	1x6	12.0	280	1000	3.08	82	68	71	57
990 972	1x10	13.0	350	1000	1.83	109	90	96	77
990 973	1x16	14.0	450	1000	1.15	139	115	128	102
990 974	1x25	15.5	550	1000	0.727	179	149	173	139
990 975	1x35	17.5	800	1000	0.524	213	178	212	170
990 976	1x50	19.0	1000	1000	0.387	251	211	258	208
990 977	1x70	20.5	1250	1000	0.268	307	259	328	265
990 978	1x95	23.0	1700	1000	0.193	366	310	404	326
990 979	1x120	25.0	2000	1000	0.153	416	352	471	381
990 980	1x150	26.5	2350	1000	0.124	465	396	541	438
990 981	1x185	28.0	2800	1000	0.0991	526	449	626	507
990 982	1x240	31.0	3450	1000	0.0754	610	521	749	606

0.6/1 kV XLPE İZOLELİ, YUVARLAK ÇELİK TEL ZIRHLI, ÇOK DAMARLI BAKIR İLETKENLİ KABLOLAR

0.6/1 kV XLPE INSULATED ROUND STEEL WIRE ARMoured MULTI CORE CABLES WITH COPPER CONDUCTOR.



7
6
5
4
3
2
1

ALKAN KABLO

KOD / CODE

YXZ2V-U YXZ2V-R, CU/XLPE/SWA/PVC, N2XRY
YXZ2V-U YXZ2V-R, CU/XLPE/SWA/PVC, N2XRY

U: Şom iletken.
R: Örgülü rijit iletken.

U: Solid Conductor
R: Stranded Conductor

STANDARTLAR VDE 0276, TS IEC 60502 BS 7889
STANDARTS VDE 0276 TS IEC 60502 BS 7889

KULLANIM ALANLARI /APPLICATION

GÜÇ MERKEZLERİNDE, ŞALT ve ENDÜSTRİ TESİSLERİNDE, YEREL ENERJİ DAĞITIMINDA GÜÇ KABLOSU OLARAK MEKANİK HASAR RİSKİNİN OLMADIĞI YERLERDE HARİÇTE, DAHİLDE, TOPRAK ALTINDA veya KABLO KANALLARINDA KULLANILIR.

INDOORS and OUTDOORS, IN CABLE DUCKS, UNDERGROUND, IN POWER OR SWITCHING STATIONS, LOCAL ENERGY DISTRIBUTIONS, INDUSTRY PLANTS, WHERE THERE IS NO RISK OF MECHANICAL DAMAGE.

TEKNİK ÖZELLİKLER / TECHNICAL CHARACTERISTIC

ÇALIŞMA SICAKLIĞI (MAKS.) 90°C
OPERATING TEMPERATURE (MAX.) 90°C

KISA DEVRE SICAKLIĞI (MAKS.) 250°C (max. 5 sn.)
OPERATING TEMPERATURE 250°C (max. 5 sec.)

ANMA GERİLİMİ 0.6/1 kV
RATED VOLTAGE 0.6/1 kV

BÜKÜLME YARIÇAP (min.) 15xDİŞ ÇAP
BENDING RADIUS (min.) 15xOUTER DIAMETER

YAPISI / CONSTRUCTION

BİR VEYA ÇOK TELLİ BAKIR İLETKEN
SOLID OR STRANDED COPPER CONDUCTOR

XLPE İZOLE
XLPE INSULATION

PVC DOLGU
PVC FILLER

PVC ARA KILIF
PVC INNER SHEATH

GALVANİZ YUVARLAK ÇELİK TEL
GALVANIZED ROUND STEEL WIRES

POLYESTER BANT
POLYESTER TAPE

PVC DIŞ KILIF
PVC OUTER SHEATH

KOD NO CODE NR	BOYUT VE AĞIRLIKLAR (DIMENSIONS AND WEIGHTS)				ELEKTRİKSEL ÖZELLİKLER (ELECTRICAL PROPERTIES)		
	NOMİNAL KESİT NOMINAL GROSS-SECTION	DIŞ ÇAP (yaklaşık) OVERAL DIAMETER (approx.)	NET AĞIRLIK (yaklaşık) NET WEIGHT (approx.)	SEVK UZUNLUĞU DELIVERY LENGHT	İLETKEN DC DİRENCİ 20°C'de max. DC Conductor Resistance at 20°C	AKIM TAŞIMA KAPASİTESİ CURRENT CARRYING CAPACITY	
						TOPRAKTA 20°C'de IN INGROUND AT 20°C	HAVADA 30°C'de IN AIR AT 30°C
	mm ²	mm	kg/km	m	(ohm/km)	A	A
990 983	3x1.5	14.5	395	1000	12.1	30	24
990 984	3x2.5	15.5	460	1000	7.41	40	32
990 985	3x4	16.5	540	1000	4.61	52	42
990 986	3x6	17.8	640	1000	3.08	64	53
990 987	3x10	20.0	950	1000	1.83	86	73
990 988	3x16	22.0	1200	1000	1.15	111	96
990 989	3x25	26.0	1800	1000	0.727	143	130
990 990	3x35	28.0	2200	1000	0.524	173	160
990 991	3x50	31.0	2800	1000	0.387	205	195
990 992	3x70	36.5	4000	1000	0.268	252	247
990 993	3x95	40.5	5000	1000	0.193	303	305
990 994	3x120	44.5	6050	500	0.153	346	355
990 995	3x150	50.0	7750	500	0.124	390	407
990 996	3x185	55.0	9300	500	0.0991	441	469
990 997	3x240	61.5	11650	250	0.0754	511	551

0.6/1 kV XLPE İZOLELİ, YUVARLAK ÇELİK TEL ZIRHLI, ÇOK DAMARLI BAKIR İLETKENLİ KABLOLAR

0.6/1 kV XLPE INSULATED ROUND STEEL WIRE ARMoured MULTI CORE CABLES WITH COPPER CONDUCTOR.



7
6
5
4
3
2
1



KOD / CODE

YXZ2V-U YXZ2V-R, CU/XLPE/SWA/PVC, N2XRY
YXZ2V-U YXZ2V-R, CU/XLPE/SWA/PVC, N2XRY

U: Şom iletken.
R: Örgülü rijit iletken.

U: Solid Conductor
R: Stranded Conductor

STANDARTLAR VDE 0276, TS IEC 60502 BS 7889
STANDARTS VDE 0276 TS IEC 60502 BS 7889

KULLANIM ALANLARI / APPLICATION

GÜÇ MERKEZLERİNDE, ŞALT ve ENDÜSTRİ TESİSLERİNDE, YEREL ENERJİ DAĞITIMINDA GÜÇ KABLOSU OLARAK MEKANİK HASAR RİSKİNİN OLMADIĞI YERLERDE HARİÇTE, DAHİLDE, TOPRAK ALTINDA veya KABLO KANALLARINDA KULLANILIR.

INDOORS and OUTDOORS, IN CABLE DUCKS, UNDERGROUND, IN POWER OR SWITCHING STATIONS, LOCAL ENERGY DISTRIBUTIONS, INDUSTRY PLANTS, WHERE THERE IS NO RISK OF MECHANICAL DAMAGE.

TEKNİK ÖZELLİKLER / TECHNICAL CHARACTERISTIC

ÇALIŞMA SICAKLIĞI (MAKS.) 90°C
OPERATING TEMPERATURE (MAX.) 90°C

KISA DEVRE SICAKLIĞI (MAKS.) 250°C (max. 5 sn.)
OPERATING TEMPERATURE 250°C (max. 5 sec.)

ANMA GERİLİMİ 0.6/1 kV
RATED VOLTAGE 0.6/1 kV

BÜKÜLME YARIÇAPI (min.) 15xDİŞ ÇAP
BENDING RADIUS (min.) 15xOUTER DIAMETER

YAPISI / CONSTRUCTION

BİR VEYA ÇOK TELLİ BAKIR İLETKEN
SOLID OR STRANDED COPPER CONDUCTOR

XLPE İZOLE
XLPE INSULATION

PVC DOLGU
PVC FILLER

PVC ARA KILIF
PVC INNER SHEATH

GALVANİZ YUVARLAK ÇELİK TEL
GALVANIZED ROUND STEEL WIRES

POLYESTER BANT
POLYESTER TAPE

PVC DIŞ KILIF
PVC OUTER SHEATH

KOD NO CODE NR	BOYUT VE AĞIRLIKLAR (DIMENSIONS AND WEIGHTS)				ELEKTRİKSEL ÖZELLİKLER (ELECTRICAL PROPERTIES)		
	NOMİNAL KESİT NOMINAL CROSS-SECTION	DIŞ ÇAP (yaklaşık) OVERAL DIAMETER (approx.)	NET AĞIRLIK (yaklaşık) NET WEIGHT (approx.)	SEVK UZUNLUĞU DELIVERY LENGHT	İLETKEN DC DİRENCİ 20°C'de max. DC Conductor Resistance at 20°C	AKIM TAŞIMA KAPASİTESİ CURRENT CARRYING CAPACITY	
						TOPRAKTA 20°C'de IN INGROUND AT 20°C	HAVADA 30°C'de IN AIR AT 30°C
	mm ²	mm	kg/km	m	(ohm/km)	A	A
990 998	3x16+10	23.0	1300	1000	1.15	111	96
990 999	3x25+16	27.0	2000	1000	0.727	143	130
990 1000	3x35+16	29.0	2350	1000	0.524	173	160
990 1001	3x50+25	32.5	3100	1000	0.387	205	195
990 1002	3x70+35	38.0	4400	1000	0.268	252	247
990 1003	3x95+50	42.0	5500	500	0.193	303	305
990 1004	3x120+70	46.5	6850	500	0.153	346	355
990 1005	3x150+70	51.5	8450	500	0.124	390	407
990 1006	3x185+95	56.5	10300	250	0.0991	441	469
990 1007	3x240+120	63.5	12850	250	0.0754	511	551

0.6/1 kV XLPE İZOLELİ, YUVARLAK ÇELİK TEL ZIRHLI, ÇOK DAMARLI BAKIR İLETKENLİ KABLOLAR

0.6/1 kV XLPE INSULATED ROUND STEEL WIRE ARMoured MULTI CORE CABLES WITH COPPER CONDUCTOR.



7
6
5
4
3
2
1



KOD / CODE

YXZ2V-U YXZ2V-R, CU/XLPE/SWA/PVC, N2XRY
YXZ2V-U YXZ2V-R, CU/XLPE/SWA/PVC, N2XRY

U: Söm iletken.
R: Örgülü rijit iletken.

U: Solid Conductor
R: Stranded Conductor

STANDARTLAR VDE 0276, TS IEC 60502 BS 7889
STANDARTS VDE 0276 TS IEC 60502 BS 7889

KULLANIM ALANLARI /APPLICATION

GÜÇ MERKEZLERİNDE, ŞALT ve ENDÜSTRİ TESİSLERİNDE, YEREL ENERJİ DAĞITIMINDA GÜÇ KABLOSU OLARAK MEKANİK HASAR RİSKİNİN OLMADIĞI YERLERDE HARİÇTE, DAHİLDE, TOPRAK ALTINDA veya KABLO KANALLARINDA KULLANILIR.

INDOORS and OUTDOORS, IN CABLE DUCKS, UNDERGROUND, IN POWER OR SWITCHING STATIONS, LOCAL ENERGY DISTRIBUTIONS, INDUSTRY PLANTS, WHERE THERE IS NO RISK OF MECHANICAL DAMAGE.

TEKNİK ÖZELLİKLER / TECHNICAL CHARACTERISTIC

ÇALIŞMA SICAKLIĞI (MAKS.) 90°C
OPERATING TEMPERATURE (MAX.) 90°C

KISA DEVRE SICAKLIĞI (MAKS.) 250°C (max. 5 sn.)
OPERATING TEMPERATURE 250°C (max. 5 sec.)

ANMA GERİLİMİ 0.6/1 kV
RATED VOLTAGE 0.6/1 kV

BÜKÜLME YARIÇAPI (min.) 15xDİŞ ÇAP
BENDING RADIUS (min.) 15xOUTER DIAMETER

YAPISI / CONSTRUCTION

BİR VEYA ÇOK TELLİ BAKIR İLETKEN
SOLID OR STRANDED COPPER CONDUCTOR

XLPE İZOLE
XLPE INSULATION

PVC DOLGU
PVC FILLER

PVC ARA KILIF
PVC INNER SHEATH

GALVANİZ YUVARLAK ÇELİK TEL
GALVANIZED ROUND STEEL WIRES

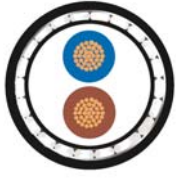
POLYESTER BANT
POLYESTER TAPE

PVC DIŞ KILIF
PVC OUTER SHEATH

KOD NO CODE NR	BOYUT VE AĞIRLIKLAR (DIMENSIONS AND WEIGHTS)				ELEKTRİKSEL ÖZELLİKLER (ELECTRICAL PROPERTIES)		
	NOMİNAL KESİT NOMINAL CROSS-SECTION	DIŞ ÇAP (yaklaşık) OVERAL DIAMETER (approx.)	NET AĞIRLIK (yaklaşık) NET WEIGHT (approx.)	SEVK UZUNLUĞU DELIVERY LENGHT	İLETKEN DC DİRENCİ 20°C'de max. DC Conductor Resistance at 20°C	AKIM TAŞIMA KAPASİTESİ CURRENT CARRYING CAPACITY	
						TOPRAKTA 20°C'de IN INGROUND AT 20°C	HAVADA 30°C'de IN AIR AT 30°C
	mm ²	mm	kg/km	m	(ohm/km)	A	A
990 1008	4x1.5	15.3	430	1000	12.1	30	24
990 1009	4x2.5	16.4	510	1000	7.41	40	32
990 1010	4x4	17.6	615	1000	4.61	52	42
990 1011	4x6	20.0	800	1000	3.08	64	53
990 1012	4x10	21.0	1100	1000	1.83	86	73
990 1013	4x16	24.0	1550	1000	1.15	111	96
990 1014	4x25	28.0	2150	1000	0.727	143	130
990 1015	4x35	30.5	2700	1000	0.524	173	160
990 1016	4x50	34.0	3400	1000	0.387	205	195
990 1017	4x70	40.0	4850	1000	0.268	252	247
990 1018	4x95	44.0	6150	1000	0.193	303	305
990 1019	4x120	50.5	8000	500	0.153	346	355
990 1020	4x150	55.0	9600	500	0.124	390	407
990 1021	4x185	60.5	11570	250	0.0991	441	469
990 1022	4x240	68.0	14550	250	0.0754	511	551

0.6/1 kV XLPE İZOLELİ, YASSI ÇELİK TEL ZIRHLI, ÇOK DAMARLI BAKIR İLETKENLİ KABLOLAR

0.6/1 kV XLPE INSULATED FLAT STEEL WIRE ARMoured MULTI CORE CABLES WITH COPPER CONDUCTOR.



7
6
5
4
3
2
1

ALKAN KABLO

KOD / CODE

YXZ3V-R, N2XFGY
YXZ3V-R, N2XFGY

R: Örgülü rijit iletken.
R: Stranded Conductor

STANDARTLAR STANDARTS

VDE 0271, TS IEC 60502-1
VDE 0271 TS IEC 60502-1

KULLANIM ALANLARI / APPLICATION

GÜÇ MERKEZLERİNDE, ŞALT ve ENDÜSTRİ TESİSLERİNDE, YEREL ENERJİ DAĞITIMINDA GÜÇ KABLOSU OLARAK MEKANİK HASAR RİSKİNİN OLMADIĞI YERLERDE HARİÇTE, DAHİLDE, TOPRAK ALTINDA veya KABLO KANALLARINDA KULLANILIR.

INDOORS and OUTDOORS, IN CABLE DUCKS, UNDERGROUND, IN POWER OR SWITCHING STATIONS, LOCAL ENERGY DISTRIBUTIONS, INDUSTRY PLANTS, WHERE THERE IS NO RISK OF MECHANICAL DAMAGE.

TEKNİK ÖZELLİKLER / TECHNICAL CHARACTERISTIC

ÇALIŞMA SICAKLIĞI (MAKS.) 90°C
OPERATING TEMPERATURE (MAX.) 90°C

KISA DEVRE SICAKLIĞI (MAKS.) 250°C (max. 5 sn.)
OPERATING TEMPERATURE 250°C (max. 5 sec.)

ANMA GERİLİMİ 0.6/1 kV
RATED VOLTAGE 0.6/1 kV

BÜKÜLME YARIÇAPI (min.) 15xDİŞ ÇAP
BENDING RADIUS (min.) 15xOUTER DIAMETER

YAPISI / CONSTRUCTION

BİR VEYA ÇOK TELLİ BAKIR İLETKEN
SOLID OR STRANDED COPPER CONDUCTOR

XLPE İZOLE
XLPE INSULATION

PVC DOLGU
PVC FILLER

PVC ARA KILIF
PVC INNER SHEATH

GALVANİZ YASSI ÇELİK TEL
GALVANIZED FLAT STEEL WIRES

GALVANİZ ÇELİK TUTUCU BANT
GALVANIZED STEEL BINDING TAPE

PVC DIŞ KILIF
PVC OUTER SHEATH

KOD NO CODE NR	BOYUT VE AĞIRLIKLAR (DIMENSIONS AND WEIGHTS)				ELEKTRİKSEL ÖZELLİKLER (ELECTRICAL PROPERTIES)		
	NOMİNAL KESİT NOMINAL CROSS-SECTION	DIŞ ÇAP (yaklaşık) OVERAL DIAMETER (approx.)	NET AĞIRLIK (yaklaşık) NET WEIGHT (approx.)	SEVK UZUNLUĞU DELIVERY LENGHT	İLETKEN DC DİRENCİ 20°C'de max. DC Conductor Resistance at 20°C (ohm/km)	AKIM TAŞIMA KAPASİTESİ CURRENT CARRYING CAPACITY	
						TOPRAKTA 20°C'de IN INGROUND AT 20°C	HAVADA 30°C'de IN AIR AT 30°C
	mm ²	mm	kg/km	m		A	A
990 1023	2x25	24.5	1410	1000	0.727	145	155
990 1024	2x35	26.3	1700	1000	0.524	175	195
990 1025	2x50	28.8	2100	1000	0.387	210	235
990 1026	2x70	32.9	2750	1000	0.268	255	300
990 1027	2x95	36.9	3500	1000	0.193	310	370
990 1028	2x120	40.4	4300	500	0.153	355	430
990 1029	2x150	44.3	5150	500	0.124	400	490
990 1030	2x185	49.1	6300	500	0.0991	455	570
990 1031	2x240	54.7	7950	250	0.0754	530	680

0.6/1 kV XLPE İZOLELİ, YASSI ÇELİK TEL ZIRHLI, ÇOK DAMARLI BAKIR İLETKENLİ KABLOLAR

0.6/1 kV XLPE INSULATED FLAT STEEL WIRE ARMoured MULTI CORE CABLES WITH COPPER CONDUCTOR.



KOD / CODE

YXZ3V-R, N2XFGY
YXZ3V-R, N2XFGY

R: Örgülü rijit iletken.
R: Stranded Conductor

STANDARTLAR STANDARTS

VDE 0271, TS IEC 60502-1
VDE 0271 TS IEC 60502-1

KULLANIM ALANLARI / APPLICATION

GÜÇ MERKEZLERİNDE, ŞALT ve ENDÜSTRİ TESİSLERİNDE, YEREL ENERJİ DAĞITIMINDA GÜÇ KABLOSU OLARAK MEKANİK HASAR RİSKİNİN OLMADIĞI YERLERDE HARİÇTE, DAHİLDE, TOPRAK ALTINDA veya KABLO KANALLARINDA KULLANILIR.

INDOORS and OUTDOORS, IN CABLE DUCKS, UNDERGROUND, IN POWER OR SWITCHING STATIONS, LOCAL ENERGY DISTRIBUTIONS, INDUSTRY PLANTS, WHERE THERE IS NO RISK OF MECHANICAL DAMAGE.

TEKNİK ÖZELLİKLER / TECHNICAL CHARACTERISTIC

ÇALIŞMA SICAKLIĞI (MAKS.) 90°C
OPERATING TEMPERATURE (MAX.) 90°C

KISA DEVRE SICAKLIĞI (MAKS.) 250°C (max. 5 sn.)
OPERATING TEMPERATURE 250°C (max. 5 sec.)

ANMA GERİLİMİ 0.6/1 kV
RATED VOLTAGE 0.6/1 kV

BÜKÜLMELME YARIÇAPI (min.) 15xDIŞ ÇAP
BENDING RADIUS (min.) 15xOUTER DIAMETER

YAPISI / CONSTRUCTION

BİR VEYA ÇOK TELLİ BAKIR İLETKEN
SOLID OR STRANDED COPPER CONDUCTOR

XLPE İZOLE
XLPE INSULATION

PVC DOLGU
PVC FILLER

PVC ARA KILIF
PVC INNER SHEATH

GALVANİZ YASSI ÇELİK TEL
GALVANIZED FLAT STEEL WIRES

GALVANİZ ÇELİK TUTUCU BANT
GALVANIZED STEEL BINDING TAPE

PVC DIŞ KILIF
PVC OUTER SHEATH

KOD NO CODE NR	BOYUT VE AĞIRLIKLAR (DIMENSIONS AND WEIGHTS)				ELEKTRİKSEL ÖZELLİKLER (ELECTRICAL PROPERTIES)		
	NOMİNAL KESİT NOMINAL CROSS-SECTION	DIŞ ÇAP (yaklaşık) OVERAL DIAMETER (approx.)	NET AĞIRLIK (yaklaşık) NET WEIGHT (approx.)	SEVK UZUNLUĞU DELIVERY LENGHT	İLETKEN DC DİRENCİ 20°C'de max. DC Conductor Resistance at 20°C	AKIM TAŞIMA KAPASİTESİ CURRENT CARRYING CAPACITY	
						TOPRAKTA 20°C'de IN INGROUND AT 20°C	HAVADA 30°C'de IN AIR AT 30°C
	mm ²	mm	kg/km	m	(ohm/km)	A	A
990 1032	3x25	25.0	1600	1000	0.727	143	130
990 1033	3x35	27.0	1950	1000	0.524	173	160
990 1034	3x50	30.0	2550	1000	0.387	205	195
990 1035	3x70	34.5	3450	1000	0.268	252	247
990 1036	3x95	38.5	4400	1000	0.193	303	305
990 1037	3x120	42.5	5400	500	0.153	346	355
990 1038	3x150	47.0	6600	500	0.124	390	407
990 1039	3x185	51.5	8000	500	0.0991	441	469
990 1040	3x240	58.5	10200	250	0.0754	511	551

0.6/1 kV XLPE İZOLELİ, YASSI ÇELİK TEL ZIRHLI, ÇOK DAMARLI BAKIR İLETKENLİ KABLOLAR

0.6/1 kV XLPE INSULATED FLAT STEEL WIRE ARMoured MULTI CORE CABLES WITH COPPER CONDUCTOR.



KOD / CODE

YXZ3V-R, N2XFGY
YXZ3V-R, N2XFGY

R: Örgülü rijit iletken.
R: Stranded Conductor

STANDARTLAR STANDARTS

VDE 0271, TS IEC 60502-1
VDE 0271 TS IEC 60502-1

KULLANIM ALANLARI / APPLICATION

GÜÇ MERKEZLERİNDE, ŞALT ve ENDÜSTRİ TESİSLERİNDE, YEREL ENERJİ DAĞITIMINDA GÜÇ KABLOSU OLARAK MEKANİK HASAR RİSKİNİN OLMADIĞI YERLERDE HARIÇTE, DAHİLDE, TOPRAK ALTINDA veya KABLO KANALLARINDA KULLANILIR.

INDOORS and OUTDOORS, IN CABLE DUCKS, UNDERGROUND, IN POWER OR SWITCHING STATIONS, LOCAL ENERGY DISTRIBUTIONS, INDUSTRY PLANTS, WHERE THERE IS NO RISK OF MECHANICAL DAMAGE.

TEKNİK ÖZELLİKLER / TECHNICAL CHARACTERISTIC

ÇALIŞMA SICAKLIĞI (MAKS.) 90°C
OPERATING TEMPERATURE (MAX.) 90°C

KISA DEVRE SICAKLIĞI (MAKS.) 250°C (max. 5 sn.)
OPERATING TEMPERATURE 250°C (max. 5 sec.)

ANMA GERİLİMİ 0.6/1 kV
RATED VOLTAGE 0.6/1 kV

BÜKÜLME YARIÇAP (min.) 15xDIŞ ÇAP
BENDING RADIUS (min.) 15xOUTER DIAMETER

YAPISI / CONSTRUCTION

BİR VEYA ÇOK TELLİ BAKIR İLETKEN
SOLID OR STRANDED COPPER CONDUCTOR

XLPE İZOLE
XLPE INSULATION

PVC DOLGU
PVC FILLER

PVC ARA KILIF
PVC INNER SHEATH

GALVANİZ YASSI ÇELİK TEL
GALVANIZED FLAT STEEL WIRES

GALVANİZ ÇELİK TUTUCU BANT
GALVANIZED STEEL BINDING TAPE

PVC DIŞ KILIF
PVC OUTER SHEATH

KOD NO CODE NR	BOYUT VE AĞIRLIKLAR (DIMENSIONS AND WEIGHTS)				ELEKTRİKSEL ÖZELLİKLER (ELECTRICAL PROPERTIES)		
	NOMİNAL KESİT NOMINAL CROSS-SECTION	DIŞ ÇAP (yaklaşık) OVERAL DIAMETER (approx.)	NET AĞIRLIK (yaklaşık) NET WEIGHT (approx.)	SEVK UZUNLUĞU DELIVERY LENGHT	İLETKEN DC DİRENCİ 20°C'de max. DC Conductor Resistance at 20°C (ohm/km)	AKIM TAŞIMA KAPASİTESİ CURRENT CARRYING CAPACITY	
						mm ²	mm
990 1041	3x25+16	26.0	1800	1000	0.727	143	130
990 1042	3x35+16	27.5	2150	1000	0.524	173	160
990 1043	3x50+25	31.5	2800	1000	0.387	205	195
990 1044	3x70+35	35.5	3800	1000	0.268	252	247
990 1045	3x95+50	40.0	4900	500	0.193	303	305
990 1046	3x120+70	44.5	6100	500	0.153	346	355
990 1047	3x150+70	48.5	7250	500	0.124	390	407
990 1048	3x185+95	53.5	8900	500	0.0991	441	469
990 1049	3x240+120	60.5	11350	250	0.0754	511	551

0.6/1 kV XLPE İZOLELİ, YASSI ÇELİK TEL ZIRHLI, ÇOK DAMARLI BAKIR İLETKENLİ KABLOLAR

0.6/1 kV XLPE INSULATED FLAT STEEL WIRE ARMoured MULTICORE CABLES WITH COPPER CONDUCTOR.



KOD / CODE

YXZ3V-R, N2XFGY
YXZ3V-R, N2XFGY

R: Örgülü rijit iletken.
R: Stranded Conductor

STANDARTLAR VDE 0271, TS IEC 60502-1
STANDARTS VDE 0271 TS IEC 60502-1

KULLANIM ALANLARI / APPLICATION

GÜÇ MERKEZLERİNDE, ŞALT ve ENDÜSTRİ TESİSLERİNDE, YEREL ENERJİ DAĞITIMINDA GÜÇ KABLOSU OLARAK MEKANİK HASAR RİSKİNİN OLMADIĞI YERLERDE HARIÇTE, DAHİLDE, TOPRAK ALTINDA veya KABLO KANALLARINDA KULLANILIR.

INDOORS and OUTDOORS, IN CABLE DUCKS, UNDERGROUND, IN POWER OR SWITCHING STATIONS, LOCAL ENERGY DISTRIBUTIONS, INDUSTRY PLANTS, WHERE THERE IS NO RISK OF MECHANICAL DAMAGE.

TEKNİK ÖZELLİKLER / TECHNICAL CHARACTERISTIC

ÇALIŞMA SICAKLIĞI (MAKS.) OPERATING TEMPERATURE (MAX.)	90°C 90°C
KISA DEVRE SICAKLIĞI (MAKS.) OPERATING TEMPERATURE	250°C (max. 5 sn.) 250°C (max. 5 sec.)
ANMA GERİLİMİ RATED VOLTAGE	0.6/1 kV 0.6/1 kV
BÜKÜLME YARIÇAPI (min.) BENDING RADIUS (min.)	15xDIŞ ÇAP 15xOUTER DIAMETER

YAPISI / CONSTRUCTION

BİR VEYA ÇOK TELLİ BAKIR İLETKEN
SOLID OR STRANDED COPPER CONDUCTOR

XLPE İZOLE
XLPE INSULATION

PVC DOLGU
PVC FILLER

PVC ARA KILIF
PVC INNER SHEATH

GALVANİZ YASSI ÇELİK TEL
GALVANIZED FLAT STEEL WIRES

GALVANİZ ÇELİK TUTUCU BANT
GALVANIZED STEEL BINDING TAPE

PVC DIŞ KILIF
PVC OUTER SHEATH

KOD NO CODE NR	NOMİNAL KESİT NOMINAL CROSS-SECTION	BOYUT VE AĞIRLIKLAR (DIMENSIONS AND WEIGHTS)			ELEKTRİKSEL ÖZELLİKLER (ELECTRICAL PROPERTIES)		
		DIŞ ÇAP (yaklaşık) OVERAL DIAMETER (approx.)	NET AĞIRLIK (yaklaşık) NET WEIGHT (approx.)	SEVK UZUNLUĞU DELIVERY LENGHT	İLETKEN DC DİRENCİ 20°C'de max. DC Conductor Resistance at 20°C	AKIM TAŞIMA KAPASİTESİ CURRENT CARRYING CAPACITY	
	mm ²	mm	kg/km	m	(ohm/km)	TOPRAKTA 20°C'de IN INGROUND AT 20°C	HAVADA 30°C'de IN AIR AT 30°C
990 1050	4x16	23.0	1350	1000	0.15	111	96
990 1051	4x25	27.0	1900	1000	0.727	143	130
990 1052	4x35	29.0	2400	1000	0.524	173	160
990 1053	4x50	33.0	3150	1000	0.387	205	195
990 1054	4x70	38.0	4300	1000	0.268	252	247
990 1055	4x95	42.0	5500	500	0.193	303	305
990 1056	4x120	47.0	6850	500	0.153	346	355
990 1057	4x150	51.5	8250	500	0.124	390	407
990 1058	4x185	57.0	10100	250	0.0991	441	469
990 1059	4x240	64.5	12900	250	0.0754	511	551

0.6/1 kV XLPE İZOLELİ, ÇİFT KAT ÇELİK BANT ZIRHLI, ÇOK DAMARLI BAKIR İLETKENLİ KABLOLAR

0.6/1 kV XLPE INSULATED DOUBLE STEEL TAPE ARMoured MULTICORE CABLES WITH COPPER CONDUCTOR.



KOD / CODE

YXZ4V-U YXZ4V-R, CU/XLPE/DSTA/PVC, N2XBY
YXZ4V-U YXZ4V-R, CU/XLPE/DSTA/PVC, N2XBY

U: Som iletken.
R: Örgülü rijit iletken.

U: Solid Conductor
R: Stranded Conductor

STANDARTLAR TS IEC 60502 - 1, VDE 0271
STANDARTS TS IEC 60502 - 1, VDE 0271

KULLANIM ALANLARI / APPLICATION

GÜÇ MERKEZLERİNDE, ŞALT ve ENDÜSTRİ TESİSLERİNDE, YEREL ENERJİ DAĞITIMINDA GÜÇ KABLOSU OLARAK MEKANİK HASAR RİSKİNİN OLMADIĞI YERLERDE HARIÇTE, DAHİLDE, TOPRAK ALTINDA veya KABLO KANALLARINDA KULLANILIR.

INDOORS and OUTDOORS, IN CABLE DUCKS, UNDERGROUND, IN POWER OR SWITCHING STATIONS, LOCAL ENERGY DISTRIBUTIONS, INDUSTRY PLANTS, WHERE THERE IS NO RISK OF MECHANICAL DAMAGE.

TEKNİK ÖZELLİKLER / TECHNICAL CHARACTERISTIC

ÇALIŞMA SICAKLIĞI (MAKS.) OPERATING TEMPERATURE (MAX.)	90°C 90°C
KISA DEVRE SICAKLIĞI (MAKS.) OPERATING TEMPERATURE	250°C (max. 5 sn.) 250°C (max. 5 sec.)
ANMA GERİLİMİ RATED VOLTAGE	0.6/1 kV 0.6/1 kV
BÜKÜLME YARIÇAPI (min.) BENDING RADIUS (min.)	12xDİŞ ÇAP 12xOUTER DIAMETER

YAPISI / CONSTRUCTION

BİR VEYA ÇOK TELLİ BAKIR İLETKEN
SOLID OR STRANDED COPPER CONDUCTOR

XLPE İZOLE
XLPE INSULATION

PVC DOLGU
PVC FILLER

PVC ARA KILIF
PVC INNER SHEATH


GALVANİZ ÇİFT KAT ÇELİK BANT
GALVANIZED DOUBLE STEEL TAPE

PVC DİŞ KILIF
PVC OUTER SHEATH

KOD NO CODE NR	NOMİNAL KESİT NOMINAL CROSS-SECTION	BOYUT VE AĞIRLIKLAR (DIMENSIONS AND WEIGHTS)			ELEKTRİKSEL ÖZELLİKLER (ELECTRICAL PROPERTIES)		
		DİŞ ÇAP (yaklaşık) OVERAL DIAMETER (approx.)	NET AĞIRLIK (yaklaşık) NET WEIGHT (approx.)	SEVK UZUNLUĞU DELIVERY LENGHT	İLETKEN DC DİRENCİ 20°C'de max. DC Conductor Resistance at 20°C	AKIM TAŞIMA KAPASİTESİ CURRENT CARRYING CAPACITY	
						TOPRAKTA 20°C'de IN INGROUND AT 20°C	HAVADA 30°C'de IN AIR AT 30°C
	mm ²	mm	kg/km	m	(ohm/km)	A	A
990 1060	3x1.5	14.5	395	1000	12.1	30	24
990 1061	3x2.5	15.5	460	1000	7.41	40	32
990 1062	3x4	16.5	540	1000	4.61	52	42
990 1063	3x6	17.8	640	1000	3.08	64	53
990 1064	3x10	20.0	950	1000	1.83	86	73
990 1065	3x16	22.0	1200	1000	1.15	111	96
990 1066	3x25	26.0	1800	1000	0.727	143	130
990 1067	3x35	28.0	2200	1000	0.524	173	160
990 1068	3x50	31.0	2800	1000	0.387	205	195
990 1069	3x70	36.5	4000	1000	0.268	252	247
990 1070	3x95	40.5	5000	1000	0.193	303	305
990 1071	3x120	44.5	6050	500	0.153	346	355
990 1072	3x150	50.0	7750	500	0.124	390	407
990 1073	3x185	55.0	9300	500	0.0991	441	469
990 1074	3x240	61.5	11650	250	0.0754	511	551

0.6/1 kV XLPE İZOLELİ, ÇİFT KAT ÇELİK BANT ZIRHLI, ÇOK DAMARLI BAKIR İLETKENLİ KABLOLAR

0.6/1 kV XLPE INSULATED DOUBLE STEEL TAPE ARMoured MULTI CORE CABLES WITH COPPER CONDUCTOR.



ALKAN KABLO

KOD / CODE

YXZ4V-U YXZ4V-R, CU/XLPE/DSTA/PVC, N2XB
YXZ4V-U YXZ4V-R, CU/XLPE/DSTA/PVC, N2XB

U: Som iletken.
R: Örgülü rijit iletken.

U: Solid Conductor
R: Stranded Conductor

STANDARTLAR TS IEC 60502 - 1, VDE 0271
STANDARTS TS IEC 60502 - 1, VDE 0271

KULLANIM ALANLARI / APPLICATION

GÜÇ MERKEZLERİNDE, ŞALT ve ENDÜSTRİ TESİSLERİNDE, YEREL ENERJİ DAĞITIMINDA GÜÇ KABLOSU OLARAK MEKANİK HASAR RİSKİNİN OLMADIĞI YERLERDE HARIÇTE, DAHİLDE, TOPRAK ALTINDA veya KABLO KANALLARINDA KULLANILIR.

INDOORS and OUTDOORS, IN CABLE DUCKS, UNDERGROUND, IN POWER OR SWITCHING STATIONS, LOCAL ENERGY DISTRIBUTIONS, INDUSTRY PLANTS, WHERE THERE IS NO RISK OF MECHANICAL DAMAGE.

TEKNİK ÖZELLİKLER / TECHNICAL CHARACTERISTIC

ÇALIŞMA SICAKLIĞI (MAKS.) OPERATING TEMPERATURE (MAX.)	90°C 90°C
KISA DEVRE SICAKLIĞI (MAKS.) OPERATING TEMPERATURE	250°C (max. 5 sn.) 250°C (max. 5 sec.)
ANMA GERİLİMİ RATED VOLTAGE	0.6/1 kV 0.6/1 kV
BÜKÜLME YARIÇAP (min.) BENDING RADIUS (min.)	12xDİŞ ÇAP 12xOUTER DIAMETER

YAPISI / CONSTRUCTION

BİR VEYA ÇOK TELLİ BAKIR İLETKEN
SOLID OR STRANDED COPPER CONDUCTOR

XLPE İZOLE
XLPE INSULATION

PVC DOLGU
PVC FILLER

PVC ARA KILIF
PVC INNER SHEATH


GALVANİZ ÇİFT KAT ÇELİK BANT
GALVANIZED DOUBLE STEEL TAPE

PVC DİŞ KILIF
PVC OUTER SHEATH

KOD NO CODE NR	BOYUT VE AĞIRLIKLAR (DIMENSIONS AND WEIGHTS)				ELEKTRİKSEL ÖZELLİKLER (ELECTRICAL PROPERTIES)		
	NOMİNAL KESİT NOMINAL CROSS-SECTION	DİŞ ÇAP (yaklaşık) OVERAL DIAMETER (approx.)	NET AĞIRLIK (yaklaşık) NET WEIGHT (approx.)	SEVK UZUNLUĞU DELIVERY LENGHT	İLETKEN DC DİRENCİ 20°C'de max. DC Conductor Resistance at 20°C	AKIM TAŞIMA KAPASİTESİ CURRENT CARRYING CAPACITY	
						TOPRAKTA 20°C'de IN INGROUND AT 20°C	HAVADA 30°C'de IN AIR AT 30°C
	mm ²	mm	kg/km	m	(ohm/km)	A	A
990 1075	3x16+10	21.5	1100	1000	1.15	111	96
990 1076	3x25+16	25.0	1550	1000	0.727	143	130
990 1077	3x35+16	26.5	1900	1000	0.524	173	160
990 1078	3x50+25	30.5	2550	1000	0.387	205	195
990 1079	3x70+35	34.5	3500	1000	0.268	252	247
990 1080	3x95+50	39.5	4800	500	0.193	303	305
990 1081	3x120+70	44.5	6050	500	0.153	346	355
990 1082	3x150+70	48.0	7150	500	0.124	390	407
990 1083	3x185+95	53.5	8850	250	0.0991	441	469
990 1084	3x240+120	60.0	11250	250	0.0754	511	551

0.6/1 kV XLPE İZOLELİ, ÇİFT KAT ÇELİK BANT ZIRHLI, ÇOK DAMARLI BAKIR İLETKENLİ KABLOLAR

0.6/1 kV XLPE INSULATED DOUBLE STEEL TAPE ARMoured MULTICORE CABLES WITH COPPER CONDUCTOR.



ALKAN KABLO

KOD / CODE

YXZ4V-U YXZ4V-R, CU/XLPE/DSTA/PVC, N2XBY
YXZ4V-U YXZ4V-R, CU/XLPE/DSTA/PVC, N2XBY

U: Som iletken.
R: Örgülü rijit iletken.

U: Solid Conductor
R: Stranded Conductor

STANDARTLAR TS IEC 60502 - 1, VDE 0271
STANDARTS TS IEC 60502 - 1, VDE 0271

KULLANIM ALANLARI / APPLICATION

GÜÇ MERKEZLERİNDE, ŞALT ve ENDÜSTRİ TESİSLERİNDE, YEREL ENERJİ DAĞITIMINDA GÜÇ KABLOSU OLARAK MEKANİK HASAR RİSKİNİN OLMADIĞI YERLERDE HARİÇTE, DAHİLDE, TOPRAK ALTINDA veya KABLO KANALLARINDA KULLANILIR.

INDOORS and OUTDOORS, IN CABLE DUCKS, UNDERGROUND, IN POWER OR SWITCHING STATIONS, LOCAL ENERGY DISTRIBUTIONS, INDUSTRY PLANTS, WHERE THERE IS NO RISK OF MECHANICAL DAMAGE.

TEKNİK ÖZELLİKLER / TECHNICAL CHARACTERISTIC

ÇALIŞMA SICAKLIĞI (MAKS.) 90°C
OPERATING TEMPERATURE (MAX.) 90°C

KISA DEVRE SICAKLIĞI (MAKS.) 250°C (max. 5 sn.)
OPERATING TEMPERATURE 250°C (max. 5 sec.)

ANMA GERİLİMİ 0.6/1 kV
RATED VOLTAGE 0.6/1 kV

BÜKÜLME YARIÇAPI (min.) 12xDİŞ ÇAP
BENDING RADIUS (min.) 12xOUTER DIAMETER

YAPISI / CONSTRUCTION

BİR VEYA ÇOK TELLİ BAKIR İLETKEN
SOLID OR STRANDED COPPER CONDUCTOR

XLPE İZOLE
XLPE INSULATION

PVC DOLGU
PVC FILLER

PVC ARA KILIF
PVC INNER SHEATH


GALVANİZ ÇİFT KAT ÇELİK BANT
GALVANIZED DOUBLE STEEL TAPE

PVC DİŞ KILIF
PVC OUTER SHEATH

KOD NO CODE NR	BOYUT VE AĞIRLIKLAR (DIMENSIONS AND WEIGHTS)				ELEKTRİKSEL ÖZELLİKLER (ELECTRICAL PROPERTIES)		
	NOMİNAL KESİT NOMINAL CROSS-SECTION	DİŞ ÇAP (yaklaşık) OVERAL DIAMETER (approx.)	NET AĞIRLIK (yaklaşık) NET WEIGHT (approx.)	SEVK UZUNLUĞU DELIVERY LENGHT	İLETKEN DC DİRENCİ 20°C'de max. DC Conductor Resistance at 20°C (ohm/km)	AKIM TAŞIMA KAPASİTESİ CURRENT CARRYING CAPACITY	
						TOPRAKTA 20°C'de IN INGROUND AT 20°C	HAVADA 30°C'de IN AIR AT 30°C
	mm ²	mm	kg/km	m		A	A
990 1085	4x1.5	13.5	330	1000	12.1	30	24
990 1086	4x2.5	14.5	400	1000	7.41	40	32
990 1087	4x4	15.5	500	1000	4.61	52	42
990 1088	4x6	17.0	600	1000	3.08	64	53
990 1089	4x10	19.5	900	1000	1.83	86	73
990 1090	4x16	22.0	1150	1000	1.15	111	96
990 1091	4x25	26.0	1700	1000	0.727	143	130
990 1092	4x35	28.5	2150	1000	0.524	173	160
990 1093	4x50	31.5	2850	1000	0.387	205	195
990 1094	4x70	37.0	3950	1000	0.268	252	247
990 1095	4x95	42.0	5400	500	0.193	303	305
990 1096	4x120	47.0	6750	500	0.153	346	355
990 1097	4x150	51.5	8200	500	0.124	390	407
990 1098	4x185	57.0	10000	250	0.0991	441	469
990 1099	4x240	64.5	12800	250	0.0754	511	551

300/500V HALOJENSİZ, ALEV İLETMEYEN TEK DAMARLI BAKIR İLETKENLİ KABLOLAR

300/500V, HALOGEN FREE, FLAME RETARDANT, SINGLE CORE CABLES WITH COPPER CONDUCTOR



2
1



KOD / CODE

H05Z1-U, H07Z1-U, H07Z1-R

U: S om İletken

R: Örgülü Rijit İletken

H05Z1-U, H07Z1-U, H07Z1-R

U: Solid Conductor R: Stranded Conductor

STANDARTLAR

VDE 0282, BS 7211

STANDARTS

VDE 0282, BS 7211

TEKNİK ÖZELLİKLER / TECHNICAL CHARACTERISTIC

ÇALIŞMA SICAKLIĞI (MAKS.) 70°C
OPERATING TEMPERATURE (MAX.) 70°C

KISA DEVRE SICAKLIĞI (MAKS.) 160°C (max. 5 sn.)
OPERATING TEMPERATURE 160°C (max. 5 sec.)

ANMA GERİLİMİ 300/500 V*, 450/750 V
RATED VOLTAGE 300/500 V*, 450/750 V

KULLANIM ALANLARI / APPLICATION

OTELLER, OKULLAR, YÜKSEK BİNALAR, HASTANELER, BİLGİ İŞLEM MERKEZLERİ ve İNSANLARIN YOĞUN OLARAK BULUNDUĞU İŞ MERKEZLERİ İLE YANGINA HASSAS BÖLGELERDE KULLANILIR.

USED IN ENERGY NETWORKS IN REFINERIES, MINES, HOTELS, SCHOOLS, TUNNELS, HIGH CONSTRUCTIONS, HOSPITALS, POWER PLANTS, DATA PROCESSING CENTERS, BUSINESS CENTERS, WHERE THERE IS A RISK OF FIRE.

YAPISI / CONSTRUCTION

BİR VEYA ÇOK TELLİ BAKIR İLETKEN
SOLID OR STRANDED COPPER CONDUCTOR

HFFR İZOLE
HFFR INSULATION

KOD NO CODE NR	BOYUT VE AĞIRLIKLAR (DIMENSIONS AND WEIGHTS)				ELEKTRİKSEL ÖZELLİKLER (ELECTRICAL PROPERTIES)		
	NOMİNAL KESİT NOMINAL CROSS-SECTION	DIŞ ÇAP (yaklaşık) OVERAL DIAMETER (approx.)	NET AĞIRLIK (yaklaşık) NET WEIGHT (approx.)	SEVK UZUNLUĞU DELIVERY LENGHT	İLETKEN DC DİRENCİ 20°C'de max. DC Conductor Resistance at 20°C	AKIM TAŞIMA KAPASİTESİ CURRENT CARRYING CAPACITY	
						TOPRAKTA 20°C'de IN INGROUND AT 20°C	HAVADA 30°C'de IN AIR AT 30°C
	mm ²	mm	kg/km	mt	(ohm/km)	A	A
810 900	0.5re*	2.0	8	100	36.0	-	-
810 901	0.75re*	2.2	11	100	24.5	-	15
810 902	1.0re*	2.4	14	100	18.1	11	19
810 903	1.5re*	2.6	20	100	12.1	16	24
810 904	2.5re*	3.2	32	100	7.41	20	32
810 905	4re	3.9	46	100	4.61	27	42
810 906	6re	4.4	55	100	3.08	35	54
810 907	10re	5.6	108	100	1.83	48	73
810 908	10rm	6.1	115	100	1.83	48	73
810 909	16rm	6.8	170	1000	1.57	65	98
810 910	25rm	8.8	260	1000	0.727	88	129
810 911	35rm	9.8	355	1000	0.524	110	158
810 912	50rm	11.5	500	1000	0.387	175	198
810 913	70rm	13.2	680	1000	0.268	210	245
810 914	95rm	15.0	930	1000	0.193	250	292
810 915	120rm	17.0	1170	1000	0.153	-	344
810 916	150rm	19.0	1450	1000	0.124	-	391
810 917	185rm	21.0	1815	1000	0.0991	-	448
810 918	240rm	24.5	2350	1000	0.0754	-	528
810 919	300rm	27.0	2930	1000	0.0601	-	608
810 920	400rm	31.0	3900	1000	0.0470	-	726


re : Tek telli iletken (solid conductor), H07V-U

rm: örgülü iletken (stranded conductor), H07V-R

*300/500V H05V-U

HALOJENSİZ, ALEV İLETMİYEN TEK DAMARLI BÜKÜLGEN BAKIR İLETKENLİ KABLOLAR

HALOGEN FREE, FLAME RETARDANT, SINGLE CORE CABLES WITH FLEXIBLE COPPER CONDUCTOR



KOD / CODE

H05Z1-K, H07Z1-K
K: Bükülgen İletken
H05Z1-K, H07Z1-K
K: Flexible Conductor

STANDARTLAR STANDARTS

VDE 0282, BS 7211
VDE 0282, BS 7211

TEKNİK ÖZELLİKLER / TECHNICAL CHARACTERISTIC

ÇALIŞMA SICAKLIĞI (MAKS.) OPERATING TEMPERATURE (MAX.)	70°C 70°C
KISA DEVRE SICAKLIĞI (MAKS.) OPERATING TEMPERATURE	160°C (max. 5 sn.) 160°C (max. 5 sec.)
ANMA GERİLİMİ RATED VOLTAGE	300/500 V*, 450/750 V 300/500 V, 450/750 V

KULLANIM ALANLARI / APPLICATION

OTELLER, OKULLAR, YÜKSEK BİNALAR, HASTANELER, BİLGİ İŞLEM MERKEZLERİ ve İNSANLARIN YOĞUN OLARAK BULUNDUĞU İŞ MERKEZLERİ İLE YANGINA HASSAS BÖLGELERDE KULLANILIR.

USED IN ENERGY NETWORKS IN REFINERIES, MINES, HOTELS, SCHOOLS, TUNNELS, HIGH CONSTRUCTIONS, HOSPITALS, POWER PLANTS, DATA PROCESSING CENTERS, BUSINESS CENTERS, WHERE THERE IS A RISK OF FIRE.

YAPISI / CONSTRUCTION

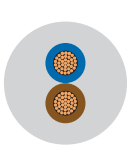
BÜKÜLGEN BAKIR İLETKEN
FLEXIBLE COPPER CONDUCTOR

HFFR İZOLE
HFFR INSULATION

KOD NO CODE NR	BOYUT VE AĞIRLIKLAR (DIMENSIONS AND WEIGHTS)				ELEKTRİKSEL ÖZELLİKLER (ELECTRICAL PROPERTIES)		
	NOMİNAL KESİT NOMINAL GROSS-SECTION	DIŞ ÇAP (yaklaşık) OVERAL DIAMETER (approx.)	NET AĞIRLIK (yaklaşık) NET WEIGHT (approx.)	SEVK UZUNLUĞU DELIVERY LENGHT	İLETKEN DC DİRENCİ 20°C'de max. DC Conductor Resistance at 20°C	AKIM TAŞIMA KAPASİTESİ CURRENT CARRYING CAPACITY	
						TOPRAKTA 20°C'de IN INGROUND AT 20°C	HAVADA 30°C'de IN AIR AT 30°C
	mm ²	mm	kg/km	mt	(ohm/km)	A	A
810 921	0.5*	2.2	9	100	39.0	-	-
810 922	0.75*	2.4	12	100	26.0	-	16
810 923	1.0*	2.6	15	100	19.5	12	20
810 924	1.5	3.0	22	100	13.3	15	24
810 925	2.5	3.6	34	100	7.98	20	32
810 926	4	4.2	50	100	4.95	25	42
810 927	6	4.8	70	100	3.30	33	54
810 928	10	6.7	120	100	1.91	45	73
810 929	16	8.0	179	100	1.21	61	98
810 930	25	9.7	277	1000	0.780	83	129
810 931	35	11.0	376	1000	0.554	103	158
810 932	50	13.5	535	1000	0.386	132	198
810 933	70	15.0	730	1000	0.272	165	245
810 934	95	17.5	1000	1000	0.206	197	292
810 935	120	19.5	1230	1000	0.161	235	344
810 936	150	22.0	1500	1000	0.129	-	391
810 937	185	24.0	1900	1000	0.106	-	448
810 938	240	27.5	2450	1000	0.0801	-	528

HALOJENSİZ, ALEV İLETMEYEN ÇOK DAMARLI İLETKEN KABLOLAR

HALOGEN FREE, MULTICORE CABLES WITH FLEXIBLE COPPER CONDUCTOR



3
2
1



KOD / CODE

H03Z1Z1-F, H05Z1Z1-F

F: İnce Çok Tellî İletken

H03Z1Z1-F, H05Z1Z1-F

F: Fine-Stranded Conductor

STANDARTLAR

VDE 0282, BS 7122

STANDARTS

VDE 0282, BS 7122

KULLANIM ALANLARI / APPLICATION

AZ MEKANİK ZORLAMALARIN BULUNDUĞU KAPALI VE KURU YERLERDE, EV ALETLERİNDE, BUHARLI VE RUTUBETLİ YERLERDE KULLANILIR.

FOR HOUSEHOLD APPLIANCES (REFRIGERATORS, SPIN DRYERS, ETC.) UNDER MEDIUM MECHANICAL STRESSES, ALSO IN DAMP AND WET SPACES.

TEKNİK ÖZELLİKLER / TECHNICAL CHARACTERISTIC

ÇALIŞMA SICAKLIĞI (MAKS.) 70°C

OPERATING TEMPERATURE (MAX.) 70°C

KISA DEVRE SICAKLIĞI (MAKS.) 160°C (max. 5 sn.)

OPERATING TEMPERATURE 160°C (max. 5 sec.)

ANMA GERİLİMİ

300/300 V, 300/500 V

RATED VOLTAGE

300/300 V, 300/500 V

YAPISI / CONSTRUCTION

İNCE ÇOK TELLİ BAKIR İLETKEN

FINE-STRANDED COPPER CONDUCTOR

HFFR İZOLE

HFFR INSULATION

BOYUT VE AĞIRLIKLAR (DIMENSIONS AND WEIGHTS)					ELEKTRİKSEL ÖZELLİKLER (ELECTRICAL PROPERTIES)	
KOD NO CODE NR	NOMİNAL KESİT NOMINAL CROSS-SECTION	DIŞ ÇAP (yaklaşık) OVERAL DIAMETER (approx.)	NET AĞIRLIK (yaklaşık) NET WEIGHT (approx.)	SEVK UZUNLUĞU DELIVERY LENGHT	İLETKEN DC DİRENCİ 20°C'de max. DC Conductor Resistance at 20°C	AKIM TAŞIMA KAPASİTESİ CURRENT CARRYING CAPACITY
	mm ²	mm	kg/km	mt	(ohm/km)	A
810 939	2x0.50*	5.0	35	100	39.0	8
810 940	2x0.75	6.2	55	100	26.0	13
810 941	2x1.0	6.6	65	100	19.5	16
810 942	2x1.5	7.6	90	100	13.3	20
810 943	2x2.5	9.2	130	100	7.98	27
810 944	2x4.0	11.0	180	100	4.95	34
810 945	3x0.50*	5.4	40	100	39.0	8
810 946	3x0.75	6.5	65	100	26.0	13
810 947	3x1.0	7.2	80	100	19.5	16
810 948	3x1.5	8.5	110	100	13.3	20
810 949	3x2.5	10.0	165	100	7.98	27
810 950	3x4.0	11.4	230	100	4.95	34
810 951	4x0.50*	5.8	50	100	39.0	8
810 952	4x0.75	7.1	75	100	26.0	13
810 953	4x1.0	7.8	95	100	19.5	16
810 954	4x1.5	9.5	140	100	13.3	20
810 955	4x2.5	11.0	200	100	7.98	27
810 956	4x4.0	12.5	290	100	4.95	34
810 957	5x0.75	8.0	100	100	26.0	13
810 958	5x1.0	8.5	115	100	19.5	16
810 959	5x1.5	10.5	170	100	13.3	20
810 960	5x2.5	12.5	260	100	7.98	27
810 961	5x4.0	14.5	370	100	4.95	34

*300/300V H03VV-F

300/500V HALOJENSİZ, ALEV İLETMEYEN, XLPE İZOLELİ ÇOK DAMARLI BAKIR İLETKENLİ KABLOLAR

300/500V HALOGEN FREE, FLAME RETARDANT, XLPE INSULATED MULTI CORE CABLES WITH COPPER CONDUCTOR.



KOD / CODE

NHXMH-O, NHXMH-J (052XZ1-U, 052XZ1-R)
NHXMH-O, NHXMH-J (052XZ1-U, 052XZ1-R)

O: Sarı \ yeşil damarsız.

J: Sarı \ yeşil damarlı.

O: With out yellow \ green insulation

J: With yellow \ green insulation

STANDARTLAR STANDARTS

VDE 0250, 214, TSEK-328
VDE 0250, 214 TSEK-328

KULLANIM ALANLARI /APPLICATION

Oteller, okullar, tüneller, yüksek binalar, hastaneler, enerji santralleri, bilgi işlem merkezleri ve insanların yoğun olarak bulunduğu iş merkezleri ile yangına hassas bölgelerde kullanılır.

Used in energy networks in refineries, mines, hotels, schools, tunnels, high constructions, hospitals, power plants, data processing centers, business centers where there is a risk of fire.

TEKNİK ÖZELLİKLER / TECHNICAL CHARACTERISTIC

ÇALIŞMA SICAKLIĞI (MAKS.) 70°C
OPERATING TEMPERATURE (MAX.) 70°C

KISA DEVRE SICAK AKS.) 160°C (max. 5 sn.)
OPERATING TEMPERATURE 160°C (max. 5 sec.)

ANMA GERİLİMİ 300/500 V
RATED VOLTAGE 300/500 V

YAPISI / CONSTRUCTION

BİR VEYA ÇOK TELLİ BAKIR İLETKEN
SOLID OR STRANDED COPPER CONDUCTOR

XLPE İZOLE
XLPE INSULATION

HFFR DOLGU
HFFR FILLER

HFFR DIŞ KILIF
HFFR OUTER SHEATH


KOD NO CODE NR	BOYUT VE AĞIRLIKLAR (DIMENSIONS AND WEIGHTS)				ELEKTRİKSEL ÖZELLİKLER (ELECTRICAL PROPERTIES)	
	NOMİNAL KESİT NOMINAL GROSS-SECTION	DIŞ ÇAP (yaklaşık) OVERAL DIAMETER (approx.)	NET AĞIRLIK (yaklaşık) NET WEIGHT (approx.)	SEVK UZUNLUĞU DELIVERY LENGHT	İLETKEN DC DİRENCİ 20°C'de max. DC Conductor Resistance at 20°C	AKIM TAŞIMA KAPASİTESİ CURRENT CARRYING CAPACITY
	mm ²	mm	kg/km	m	(ohm/km)	A
810 400	2x1.5 re	8.5	110	100	12.1	28
810 401	2x2.5 re	9.5	140	100	7.41	38
810 402	2x4.0 re	10.5	200	100	4.61	52
810 403	2x6.0 re	11.5	250	100	3.08	65
810 404	2x10 rm	15.0	430	1000	1.83	86
810 405	3x1.5 re	9.0	125	100	12.1	24
810 406	3x2.5 re	10	160	100	7.41	32
810 407	3x4 re	11	230	100	4.61	42
810 408	3x6 re	12.5	290	100	3.08	53
810 409	3x10 rm	15	520	1000	1.83	73
810 410	4x1.5 re	9.5	150	100	12.1	24
810 411	4x2.5 re	10.5	200	100	7.41	32
810 412	4x4 re	12.5	270	100	4.61	42
810 413	4x6 re	14	410	100	3.08	53
810 414	4x10 rm	18	640	1000	1.83	73
810 415	4x16 rm	20	940	1000	12.1	96
810 416	4x25 rm	25	1500	1000	0.727	130
810 417	4x35 rm	26	1900	1000	0.524	160
810 418	5x1.5 re	10.5	165	100	12.1	18
810 419	5x2.5 re	11.5	220	100	7.41	24
810 420	5x4 re	14.0	370	100	4.61	31
810 421	5x6 re	15.5	450	100	3.08	40
810 422	5x10 rm	18.0	770	1000	1.83	55
810 423	5x16 rm	23.0	1080	1000	1.15	72
810 424	5x25 rm	27.5	1680	1000	0.727	97

re : Tek telli iletken / solid conductor (052XZ1-U)

rm: örgülü iletken / stranded conductor (052XZ1-R)

0.6/1 kV HALOJENSİZ, ALEV İLETMİYEN, XLPE İZOLELİ TEK DAMARLI BAKIR İLETKENLİ KABLolar

0.6/1 kV HALOGEN FREE, FLAME RETARDANT, XLPE INSULATED SINGLE CORE CABLES WITH COPPER CONDUCTOR.



KOD / CODE

N2XH
N2XH

U: Som iletken.
R: Örgülü rijit iletken.

U: Solid Conductor
R: Stranded Conductor

STANDARTLAR VDE 0276- 604, TS IEC 60502 TS HD 604 S1
STANDARTS VDE 0276-604, TS IEC 60502 TS HD 604 S1

KULLANIM ALANLARI / APPLICATION

Oteller, okullar, tüneller, yüksek binalar, hastaneler, enerji santralleri, bilgi işlem merkezleri ve insanların yoğun olarak bulunduğu iş merkezleri ile yangına hassas bölgelerde kullanılır.

Used in energy networks in refineries, mines, hotels, schools, tunnels, high constructions, hospitals, power plants, data processing centers, business centers where there is a risk of fire.

TEKNİK ÖZELLİKLER / TECHNICAL CHARACTERISTIC

ÇALIŞMA SICAKLIĞI (MAKS.) OPERATING TEMPERATURE (MAX.)	90°C 90°C
KISA DEVRE SICAKLIĞI (MAKS.) OPERATING TEMPERATURE	250°C (max. 5 sn.) 250°C (max. 5 sec.)
ANMA GERİLİMİ RATED VOLTAGE	0.6/1 kV 0.6/1 kV
BÜKÜLME YARIÇAP (min.) BENDING RADIUS (min.)	12xDİŞ ÇAP 12xOUTER DIAMETER

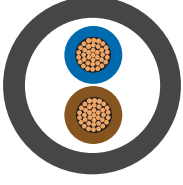
YAPISI / CONSTRUCTION

BİR VEYA ÇOK TELLİ BAKIR İLETKEN
SOLID OR STRANDED COPPER CONDUCTOR
XLPE İZOLE
XLPE INSULATION
HFFR DOLGU
HFFR FILLER
HFFR DİŞ KILIF
HFFR OUTER SHEATH

KOD NO CODE NR	NOMİNAL KESİT NOMINAL CROSS-SECTION	BOYUT VE AĞIRLIKLAR (DIMENSIONS AND WEIGHTS)			ELEKTRİKSEL ÖZELLİKLER (ELECTRICAL PROPERTIES)				
		DİŞ ÇAP (yaklaşık) OVERAL DIAMETER (approx.)	NET AĞIRLIK (yaklaşık) NET WEIGHT (approx.)	SEVK UZUNLUĞU DELIVERY LENGHT	İLETKEN DC DİRENCİ 20°C'de max. DC Conductor Resistance at 20°C (ohm/km)	AKIM TAŞIMA KAPASİTESİ CURRENT CARRYING CAPACITY			
						TOPRAKTA 20°C'de IN INGROUND AT 20°C	HAVADA 30°C'de IN AIR AT 30°C	A●●●	A●●
810 524	1x4	6.5	70	1000	4.61	66	55	56	44
810 525	1x6	7.0	95	1000	3.08	82	68	71	57
810 526	1x10	8.5	130	1000	1.83	109	90	96	77
810 527	1x16	9.5	200	1000	1.15	139	115	128	102
810 528	1x25	11.0	300	1000	0.727	179	149	173	139
810 529	1x35	12.0	400	1000	0.524	213	178	212	170
810 530	1x50	13.5	500	1000	0.387	251	211	258	208
810 531	1x70	15.5	750	1000	0.268	307	259	328	265
810 532	1x95	17.5	950	1000	0.193	366	310	404	326
810 533	1x120	19.5	1200	1000	0.153	416	352	471	381
810 534	1x150	20.5	1500	1000	0.124	465	396	541	438
810 535	1x185	23.5	1850	1000	0.0991	526	449	626	507
810 536	1x240	26.5	2350	1000	0.0754	610	521	749	606
810 537	1x300	28.5	3000	1000	0.0601	689	587	864	697
810 538	1x400	32.5	3900	1000	0.0470	788	669	1018	816

0.6/1 kV HALOJENSİZ, ALEV İLETMEYEN, XLPE İZOLELİ ÇOK DAMARLI BAKIR İLETKENLİ KABLOLAR

0.6/1 kV HALOGEN FREE, FLAME RETARDANT, XLPE INSULATED MULTI CORE CABLES WITH COPPER CONDUCTOR.



KOD / CODE

N2XH YXH-U YXH-R
N2XH YXH-U YXH-R

U: Som iletken.
R: Örgülü rijit iletken.

U: Solid Conductor
R: Stranded Conductor

STANDARTLAR VDE 0276- 604, TS IEC 60502 TS HD 604 S1
STANDARTS VDE 0276-604, TS IEC 60502 TS HD 604 S1

KULLANIM ALANLARI / APPLICATION

Oteller, okullar, tüneller, yüksek binalar, hastaneler, enerji santralleri, bilgi işlem merkezleri ve insanların yoğun olarak bulunduğu iş merkezleri ile yangına hassas bölgelerde kullanılır.

Used in energy networks in refineries, mines, hotels, schools, tunnels, high constructions, hospitals, power plants, data processing centers, business centers where there is a risk of fire.

TEKNİK ÖZELLİKLER / TECHNICAL CHARACTERISTIC

ÇALIŞMA SICAKLIĞI (MAKS.) 90°C
OPERATING TEMPERATURE (MAX.) 90°C

KISA DEVRE SICAKLIĞI (MAKS.) 250°C (max. 5 sn.)
OPERATING TEMPERATURE 250°C (max. 5 sec.)

ANMA GERİLİMİ 0.6/1 kV
RATED VOLTAGE 0.6/1 kV

BÜKÜLME YARIÇAPI (min.) 12xDIŞ ÇAP
BENDING RADIUS (min.) 12xOUTER DIAMETER

YAPISI / CONSTRUCTION

BİR VEYA ÇOK TELLİ BAKIR İLETKEN
SOLID OR STRANDED COPPER CONDUCTOR

XLPE İZOLE
XLPE INSULATION


HFFR DOLGU
HFFR FILLER

HFFR DIŞ KILIF
HFFR OUTER SHEATH

KOD NO CODE NR	NOMİNAL KESİT NOMINAL CROSS-SECTION	BOYUT VE AĞIRLIKLAR (DIMENSIONS AND WEIGHTS)			ELEKTRİKSEL ÖZELLİKLER (ELECTRICAL PROPERTIES)		
		DIŞ ÇAP (yaklaşık) OVERAL DIAMETER (approx.)	NET AĞIRLIK (yaklaşık) NET WEIGHT (approx.)	SEVK UZUNLUĞU DELIVERY LENGHT	İLETKEN DC DİRENCİ 20°C'de max. DC Conductor Resistance at 20°C (ohm/km)	AKIM TAŞIMA KAPASİTESİ CURRENT CARRYING CAPACITY	
						TOPRAKTA 20°C'de IN INGROUND AT 20°C	HAVADA 30°C'de IN AIR AT 30°C
	mm ²	mm	kg/km	m		A	A
810 539	2x1.5	10.0	150	1000	12.1	39	32
810 540	2x2.5	11.0	180	1000	7.41	51	42
810 541	2x4	12.0	230	1000	4.61	66	56
810 542	2x6	13.0	290	1000	3.08	82	71
810 543	2x10	15.0	430	1000	1.83	109	96
810 544	2x16	17.1	600	1000	1.15	115	125
810 545	2x25	21.5	950	1000	0.727	145	155
810 546	2x35	23.3	1200	1000	0.524	175	195
810 547	2x50	25.8	1500	1000	0.387	210	235
810 548	2x70	29.7	2100	1000	0.268	255	300
810 549	2x95	33.9	2800	1000	0.193	310	370
810 550	2x120	37.4	3500	1000	0.153	355	430
810 551	2x150	41.1	4300	1000	0.124	400	490
810 552	2x185	45.9	5350	1000	0.0991	455	570
810 553	2x240	51.5	6900	500	0.0754	530	680

0.6/1 kV HALOJENSİZ, ALEV İLETMEYEN, XLPE İZOLELİ ÇOK DAMARLI BAKIR İLETKENLİ KABLOLAR

0.6/1 kV HALOGEN FREE, FLAME RETARDANT, XLPE INSULATED MULTI CORE CABLES WITH COPPER CONDUCTOR.



KOD / CODE

N2XH YXH-U YXH-R
N2XH YXH-U YXH-R

U: Som iletken.
R: Örgülü rijit iletken.

U: Solid Conductor
R: Stranded Conductor

STANDARTLAR VDE 0276- 604, TS IEC 60502 TS HD 604 S1
STANDARTS VDE 0276-604, TS IEC 60502 TS HD 604 S1

KULLANIM ALANLARI / APPLICATION

Oteller, okullar, tüneller, yüksek binalar, hastaneler, enerji santralleri, bilgi işlem merkezleri ve insanların yoğun olarak bulunduğu iş merkezleri ile yangına hassas bölgelerde kullanılır.

Used in energy networks in refineries, mines, hotels, schools, tunnels, high constructions, hospitals, power plants, data processing centers, business centers where there is a risk of fire.

TEKNİK ÖZELLİKLER / TECHNICAL CHARACTERISTIC

ÇALIŞMA SICAKLIĞI (MAKS.) 90°C
OPERATING TEMPERATURE (MAX.) 90°C

KISA DEVRE SICAKLIĞI (MAKS.) 250°C (max. 5 sn.)
OPERATING TEMPERATURE 250°C (max. 5 sec.)

ANMA GERİLİMİ 0.6/1 kV
RATED VOLTAGE 0.6/1 kV

BÜKÜLME YARIÇAPI (min.) 12xDIŞ ÇAP
BENDING RADIUS (min.) 12xOUTER DIAMETER

YAPISI / CONSTRUCTION

BİR VEYA ÇOK TELLİ BAKIR İLETKEN
SOLID OR STRANDED COPPER CONDUCTOR

XLPE İZOLE
XLPE INSULATION


HFFR DOLGU
HFFR FILLER

HFFR DIŞ KILIF
HFFR OUTER SHEATH

KOD NO CODE NR	NOMİNAL KESİT NOMINAL CROSS-SECTION	BOYUT VE AĞIRLIKLAR (DIMENSIONS AND WEIGHTS)			ELEKTRİKSEL ÖZELLİKLER (ELECTRICAL PROPERTIES)		
		DIŞ ÇAP (yaklaşık) OVERAL DIAMETER (approx.)	NET AĞIRLIK (yaklaşık) NET WEIGHT (approx.)	SEVK UZUNLUĞU DELIVERY LENGHT	İLETKEN DC DİRENCİ 20°C'de max. DC Conductor Resistance at 20°C (ohm/km)	AKIM TAŞIMA KAPASİTESİ CURRENT CARRYING CAPACITY	
						mm	kg/km
	mm ²	mm	kg/km	m		A	A
810 554	3x1.5	11.0	150	1000	12.1	30	24
810 555	3x2.5	12.0	200	1000	7.41	40	32
810 556	3x4	13.0	250	1000	4.61	52	42
810 557	3x6	14.0	340	1000	3.08	64	53
810 558	3x10	15.5	500	1000	1.83	86	73
810 559	3x16	18.0	700	1000	1.15	111	96
810 560	3x25	22.0	1150	1000	0.727	143	130
810 561	3x35	25.0	1500	1000	0.524	173	160
810 562	3x50	27.0	1950	1000	0.387	205	195
810 563	3x70	31.5	2700	1000	0.268	252	247
810 564	3x95	35.5	3600	1000	0.193	303	305
810 565	3x120	39.5	4500	1000	0.153	346	355
810 566	3x150	43.5	5500	500	0.124	390	407
810 567	3x185	48.5	6800	500	0.0991	441	469
810 568	3x240	54.5	8900	500	0.0754	511	551

0.6/1 kV HALOJENSİZ, ALEV İLETMİYEN, XLPE İZOLELİ ÇOK DAMARLI BAKIR İLETKENLİ KABLOLAR

0.6/1 kV HALOGEN FREE, FLAME RETARDANT, XLPE INSULATED MULTI CORE CABLES WITH COPPER CONDUCTOR.



KOD / CODE

N2XH YXH-U YXH-R
N2XH YXH-U YXH-R

U: Som iletken.
R: Örgülü rijit iletken.

U: Solid Conductor
R: Stranded Conductor

STANDARTLAR VDE 0276- 604, TS IEC 60502 TS HD 604 S1
STANDARTS VDE 0276-604, TS IEC 60502 TS HD 604 S1

KULLANIM ALANLARI / APPLICATION

Oteller, okullar, tüneller, yüksek binalar, hastaneler, enerji santralleri, bilgi işlem merkezleri ve insanların yoğun olarak bulunduğu iş merkezleri ile yangına hassas bölgelerde kullanılır.

Used in energy networks in refineries, mines, hotels, schools, tunnels, high constructions, hospitals, power plants, data processing centers, business centers where there is a risk of fire.

TEKNİK ÖZELLİKLER / TECHNICAL CHARACTERISTIC

ÇALIŞMA SICAKLIĞI (MAKS.) OPERATING TEMPERATURE (MAX.)	90°C 90°C
KISA DEVRE SICAKLIĞI (MAKS.) OPERATING TEMPERATURE	250°C (max. 5 sn.) 250°C (max. 5 sec.)
ANMA GERİLİMİ RATED VOLTAGE	0.6/1 kV 0.6/1 kV
BÜKÜLME YARIÇAPI (min.) BENDING RADIUS (min.)	12xDİŞ ÇAP 12xOUTER DIAMETER

YAPISI / CONSTRUCTION


BİR VEYA ÇOK TELLİ BAKIR İLETKEN
SOLID OR STRANDED COPPER CONDUCTOR
XLPE İZOLE
XLPE INSULATION
HFFR DOLGU
HFFR FILLER
HFFR DIŞ KILIF
HFFR OUTER SHEATH

KOD NO CODE NR	BOYUT VE AĞIRLIKLAR (DIMENSIONS AND WEIGHTS)				ELEKTRİKSEL ÖZELLİKLER (ELECTRICAL PROPERTIES)		
	NOMİNAL KESİT NOMINAL CROSS-SECTION	DİŞ ÇAP (yaklaşık) OVERAL DIAMETER (approx.)	NET AĞIRLIK (yaklaşık) NET WEIGHT (approx.)	SEVK UZUNLUĞU DELIVERY LENGHT	İLETKEN DC DİRENCİ 20°C'de max. DC Conductor Resistance at 20°C	AKIM TAŞIMA KAPASİTESİ CURRENT CARRYING CAPACITY	
						mm ²	mm
810 569	3x16+10	19.0	850	1000	1.15	A	A
810 570	3x25+16	24.0	1350	1000	0.727	111	96
810 571	3x35+16	25.5	1650	1000	0.524	143	130
810 572	3x50+25	28.8	2200	1000	0.387	173	160
810 573	3x70+35	33.5	3100	1000	0.268	205	195
810 574	3x95+50	37.5	4100	1000	0.193	252	247
810 575	3x120+70	42.0	5200	500	0.153	303	305
810 576	3x150+70	45.9	6250	500	0.124	346	355
810 577	3x185+95	51.0	7800	500	0.0991	390	407
810 578	3x240+120	58.0	10100	500	0.0754	441	469
						511	551



0.6/1 kV HALOJENSİZ, ALEV İLETMEYEN, XLPE İZOLELİ ÇOK DAMARLI BAKIR İLETKENLİ KABLOLAR

0.6/1 kV HALOGEN FREE, FLAME RETARDANT, XLPE INSULATED MULTI CORE CABLES WITH COPPER CONDUCTOR.



KOD / CODE

N2XH YXH-U YXH-R
N2XH YXH-U YXH-R

U: Som iletken.
R: Örgülü rijit iletken.

U: Solid Conductor
R: Stranded Conductor

STANDARTLAR VDE 0276- 604, TS IEC 60502 TS HD 604 S1
STANDARTS VDE 0276-604, TS IEC 60502 TS HD 604 S1

KULLANIM ALANLARI / APPLICATION

Oteller, okullar, tüneller, yüksek binalar, hastaneler, enerji santralleri, bilgi işlem merkezleri ve insanların yoğun olarak bulunduğu iş merkezleri ile yangına hassas bölgelerde kullanılır.

Used in energy networks in refineries, mines, hotels, schools, tunnels, high constructions, hospitals, power plants, data processing centers, business centers where there is a risk of fire.

TEKNİK ÖZELLİKLER / TECHNICAL CHARACTERISTIC

ÇALIŞMA SICAKLIĞI (MAKS.) 90°C
OPERATING TEMPERATURE (MAX.) 90°C

KISA DEVRE SICAKLIĞI (MAKS.) 250°C (max. 5 sn.)
OPERATING TEMPERATURE 250°C (max. 5 sec.)

ANMA GERİLİMİ 0.6/1 kV
RATED VOLTAGE 0.6/1 kV

BÜKÜLME YARIÇAPI (min.) 12xDİŞ ÇAP
BENDING RADIUS (min.) 12xOUTER DIAMETER

YAPISI / CONSTRUCTION

BİR VEYA ÇOK TELLİ BAKIR İLETKEN
SOLID OR STRANDED COPPER CONDUCTOR

XLPE İZOLE
XLPE INSULATION

HFFR DOLGU
HFFR FILLER

HFFR DIŞ KILIF
HFFR OUTER SHEATH

KOD NO CODE NR	NOMİNAL KESİT NOMINAL CROSS-SECTION	BOYUT VE AĞIRLIKLAR (DIMENSIONS AND WEIGHTS)			ELEKTRİKSEL ÖZELLİKLER (ELECTRICAL PROPERTIES)		
		DIŞ ÇAP (yaklaşık) OVERAL DIAMETER (approx.)	NET AĞIRLIK (yaklaşık) NET WEIGHT (approx.)	SEVK UZUNLUĞU DELIVERY LENGHT	İLETKEN DC DİRENCİ 20°C'de max. DC Conductor Resistance at 20°C (ohm/km)	AKIM TAŞIMA KAPASİTESİ CURRENT CARRYING CAPACITY	
						TOPRAKTA 20°C'de IN INGROUND AT 20°C	HAVADA 30°C'de IN AIR AT 30°C
	mm ²	mm	kg/km	m		A	A
810 579	4x1.5	12.0	200	1000	12.1	30	24
810 580	4x2.5	13.0	250	1000	7.41	40	32
810 581	4x4	14.0	300	1000	4.61	52	42
810 582	4x6	15.5	400	1000	3.08	64	53
810 583	4x10	17.5	580	1000	1.83	86	73
810 584	4x16	20.0	850	1000	1.15	111	96
810 585	4x25	24.5	1300	1000	0.727	143	130
810 586	4x35	26.0	1700	1000	0.524	173	160
810 587	4x50	30.0	2300	1000	0.387	205	195
810 588	4x70	34.0	3200	1000	0.268	252	247
810 589	4x95	38.0	4250	1000	0.193	303	305
810 590	4x120	43.0	5400	500	0.153	346	355
810 591	4x150	48.0	7000	500	0.124	390	407
810 592	4x185	53.0	8800	500	0.0991	441	469
810 593	4x240	61.0	11400	250	0.0754	511	551

300/500V HALOJENSİZ, ALEV İLETMEYEN, XLPE İZOLELİ ÇOK DAMARLI BAKIR İLETKENLİ FE 180 KABLolar

300/500V HALOGEN FREE, FLAME RETARDANT, XLPE INSULATED MULTI CORE CABLES WITH COPPER
FE 180 CONDUCTOR.



5
4
3
2
1



ALKAN KABLO

KOD / CODE

NHXMH-O FE 180, NHXMH-J FE 180 (052XZ1-U, 052XZ1-R)
NHXMH-O FE 180, NHXMH-J FE 180 (052XZ1-U, 052XZ1-R)

O: Sarı \ yeşil damarsız.

J: Sarı \ yeşil damarlı.

U/RE: Som iletken

R/RM: Çok telli iletken

O: With out yellow \ green insulation

J: With yellow \ green insulation

U/RE: Solid Conductor

R/RM: Stranded Conductor

STANDARTLAR

VDE 0250, 214, TSEK-328

STANDARTS

VDE 0250, 214 TSEK-328

KULLANIM ALANLARI / APPLICATION

Oteller, okullar, tüneller, yüksek binalar, hastaneler, enerji santralleri, bilgi işlem merkezleri ve insanların yoğun olarak bulunduğu iş merkezleri ile yangına hassas bölgelerde kullanılır.

Used in energy networks in refineries, mines, hotels, schools, tunnels, high constructions, hospitals, power plants, data processing centers, business centers where there is a risk of fire.

TEKNİK ÖZELLİKLER / TECHNICAL CHARACTERISTIC

ÇALIŞMA SICAKLIĞI (MAKS.) 70°C
OPERATING TEMPERATURE (MAX.) 70°C

KISA DEVRE SICAKLIĞI (MAKS.) 160°C (max. 5 sn.)
OPERATING TEMPERATURE 160°C (max. 5 sec.)

ANMA GERİLİMİ 300/500 V
RATED VOLTAGE 300/500 V

YAPISI / CONSTRUCTION

BİR VEYA ÇOK TELLİ BAKIR İLETKEN
SOLID OR STRANDED COPPER CONDUCTOR

MİKA BANT
MICA TAPE

XLPE İZOLE
XLPE INSULATION

HFFR DOLGU
HFFR FILLER

HFFR DIŞ KILIF
HFFR OUTER SHEATH

KOD NO CODE NR	BOYUT VE AĞIRLIKLAR (DIMENSIONS AND WEIGHTS)				ELEKTRİKSEL ÖZELLİKLER (ELECTRICAL PROPERTIES)	
	NOMİNAL KESİT NOMINAL CROSS-SECTION	DIŞ ÇAP (yaklaşık) OVERAL DIAMETER (approx.)	NET AĞIRLIK (yaklaşık) NET WEIGHT (approx.)	SEVK UZUNLUĞU DELIVERY LENGHT	İLETKEN DC DİRENCİ 20°C'de max. DC Conductor Resistance at 20°C	AKIM TAŞIMA KAPASİTESİ CURRENT CARRYING CAPACITY
	mm ²	mm	kg/km	m	(ohm/km)	A
810 601	2x1.5 re	10	150	1000	12.1	28
810 602	2x2.5 re	11	180	1000	7.41	38
810 603	2x4.0 re	12	240	1000	4.61	52
810 604	2x6.0 re	13	300	1000	3.08	65
810 605	2x10 rm	16	470	1000	1.83	86
810 606	3x1.5 re	11	170	1000	12.1	24
810 607	3x2.5 re	12	220	1000	7.41	32
810 608	3x4 re	13	270	1000	4.61	42
810 609	3x6 re	14	360	1000	3.08	53
810 610	3x10 rm	17	550	1000	1.83	73
810 611	4x1.5 re	12	200	1000	12.1	24
810 612	4x2.5 re	13	250	1000	7.41	32
810 613	4x4 re	14	350	1000	4.61	42
810 614	4x6 re	16	460	1000	3.08	53
810 615	4x10 rm	19	700	1000	1.83	73
810 616	4x16 rm	21	1000	1000	12.1	96
810 617	4x25 rm	26	1500	1000	0.727	130
810 618	4x35 rm	28.5	1900	1000	0.524	160
810 619	5x1.5 re	13	240	1000	12.1	18
810 620	5x2.5 re	14	300	1000	7.41	24
810 621	5x4 re	15	440	1000	4.61	31
810 622	5x6 re	17	550	1000	3.08	40
810 623	5x10 rm	20	850	1000	1.83	55
810 624	5x16 rm	24	1250	1000	1.15	72
810 625	5x25 rm	29	1800	1000	0.727	97


Not: Akım taşıma kapasiteleri aşağıdaki şartlarda geçerlidir.

Toprakta : 20°C' de, 70 cm derinlikte, toprak termik direnci 1 K.m/W yük faktörü 0.7

Havada : 30°C'de, yük faktörü 1.0

0.6/1 kV HALOJENSİZ, ALEV İLETMİYEN, XLPE İZOLELİ TEK DAMARLI BAKIR İLETKENLİ FE 180 KABLolar

0.6/1 kV HALOGEN FREE, FLAME RETARDANT, XLPE INSULATED SINGLE CORE CABLES WITH COPPER
FE 180 CONDUCTOR.



4
3
2
1



KOD / CODE

YXH-U, YXH-R, N2XH-O FE 180
YXH-U, YXH-R, N2XH-O FE 180

U: Som iletken.

R: Örgülü rijit iletken.

O: Sarı / Yeşil Damarsız

U: Solid Conductor

R: Stranded Conductor

O: Whit out yellow / green insulation

STANDARTLAR STANDARTS

VDE 0276- 604, TS IEC 60502 TS HD 604 S1
VDE 0276-604, TS IEC 60502 TS HD 604 S1

KULLANIM ALANLARI / APPLICATION

Oteller, okullar, tüneller, yüksek binalar, hastaneler, enerji santralleri, bilgi işlem merkezleri ve insanların yoğun olarak bulunduğu iş merkezleri ile yangına hassas bölgelerde kullanılır.

Used in energy networks in refineries, mines, hotels, schools, tunnels, high constructions, hospitals, power plants, data processing centers, business centers where there is a risk of fire.

TEKNİK ÖZELLİKLER / TECHNICAL CHARACTERISTIC

ÇALIŞMA SICAKLIĞI (MAKS.) 90°C
OPERATING TEMPERATURE (MAX.) 90°C

KISA DEVRE SICAKLIĞI (MAKS.) 250°C (max. 5 sn.)
OPERATING TEMPERATURE 250°C (max. 5 sec.)

ANMA GERİLİMİ 0.6/1 kV
RATED VOLTAGE 0.6/1 kV

BÜKÜLME YARIÇAPI (min.) 12xDİŞ ÇAP
BENDING RADIUS (min.) 12xOUTER DIAMETER

YAPISI / CONSTRUCTION

BİR VEYA ÇOK TELLİ BAKIR İLETKEN
SOLID OR STRANDED COPPER CONDUCTOR

MİKA BANT
MICA TAPE

XLPE İZOLE
XLPE INSULATION



HFFR DOLGU
HFFR FILLER

HFFR DİŞ KILIF
HFFR OUTER SHEATH

KOD NO CODE NR	BOYUT VE AĞIRLIKLAR (DIMENSIONS AND WEIGHTS)				ELEKTRİKSEL ÖZELLİKLER (ELECTRICAL PROPERTIES)				
	NOMİNAL KESİT NOMINAL CROSS-SECTION	DİŞ ÇAP (yaklaşık) OVERAL DIAMETER (approx.)	NET AĞIRLIK (yaklaşık) NET WEIGHT (approx.)	SEVK UZUNLUĞU DELIVERY LENGHT	İLETKEN DC DİRENCİ 20°C'de max. DC Conductor Resistance at 20°C (ohm/km)	AKIM TAŞIMA KAPASİTESİ CURRENT CARRYING CAPACITY			
						TOPRAKTA 20°C'de IN INGROUND AT 20°C	HAVADA 30°C'de IN AIR AT 30°C	A ●●●	A ●●●
810 626	1x1.5	6.0	50	1000	12.1	39	32	32	25
810 627	1x2.5	6.5	65	1000	7.41	51	43	42	34
810 628	1x4	6.9	80	1000	4.61	66	55	56	44
810 629	1x6	7.4	100	1000	3.08	82	68	71	57
810 630	1x10	8.6	150	1000	1.83	109	90	96	77
810 631	1x16	9.7	200	1000	1.15	139	115	128	102
810 632	1x25	11.0	300	1000	0.727	179	149	173	139
810 633	1x35	12.0	400	1000	0.524	213	178	212	170
810 634	1x50	13.0	530	1000	0.387	251	211	258	208
810 635	1x70	15.0	750	1000	0.268	307	259	328	265
810 636	1x95	17.0	1000	1000	0.193	366	310	404	326
810 637	1x120	18.5	1250	1000	0.153	416	352	471	381
810 638	1x150	20.5	1500	1000	0.124	465	396	541	438
810 639	1x185	22.5	1900	1000	0.0991	526	449	626	507
810 640	1x240	25.5	2450	1000	0.0754	610	521	749	606

0.6/1 kV HALOJENSİZ, ALEV İLETMEYEN, XLPE İZOLELİ ÇOK DAMARLI BAKIR İLETKENLİ FE 180 KABLOLAR

0.6/1 kV HALOGEN FREE, FLAME RETARDANT, XLPE INSULATED MULTI CORE CABLES WITH COPPER
FE 180 CONDUCTOR.



ALKAN KABLO

KOD / CODE

YXH-U, YXH-R, N2XH-O FE 180
YXH-U, YXH-R, N2XH-O FE 180

U: Som iletken.

R: Örgülü rijit iletken.

O: Sarı / Yeşil Damarsız

U: Solid Conductor

R: Stranded Conductor

O: Whit out yellow / green insulation

STANDARTLAR STANDARTS

VDE 0276- 604, TS IEC 60502 TS HD 604 S1
VDE 0276-604, TS IEC 60502 TS HD 604 S1

KULLANIM ALANLARI / APPLICATION

Oteller, okullar, tüneller, yüksek binalar, hastaneler, enerji santralleri, bilgi işlem merkezleri ve insanların yoğun olarak bulunduğu iş merkezleri ile yangına hassas bölgelerde kullanılır.

Used in energy networks in refineries, mines, hotels, schools, tunnels, high constructions, hospitals, power plants, data processing centers, business centers where there is a risk of fire.

TEKNİK ÖZELLİKLER / TECHNICAL CHARACTERISTIC

ÇALIŞMA SICAKLIĞI (MAKS.) 90°C
OPERATING TEMPERATURE (MAX.) 90°C

KISA DEVRE SICAKLIĞI (MAKS.) 250°C (max. 5 sn.)
OPERATING TEMPERATURE 250°C (max. 5 sec.)

ANMA GERİLİMİ 0.6/1 kV
RATED VOLTAGE 0.6/1 kV

BÜKÜLME YARIÇAPI (min.) 12xDİŞ ÇAP
BENDING RADIUS (min.) 12xOUTER DIAMETER

YAPISI / CONSTRUCTION

BİR VEYA ÇOK TELLİ BAKIR İLETKEN
SOLID OR STRANDED COPPER CONDUCTOR

MİKA BANT
MICA TAPE

XLPE İZOLE
XLPE INSULATION

HFFR DOLGU
HFFR FILLER

HFFR DİŞ KILIF
HFFR OUTER SHEATH

KOD NO CODE NR	BOYUT VE AĞIRLIKLAR (DIMENSIONS AND WEIGHTS)				ELEKTRİKSEL ÖZELLİKLER (ELECTRICAL PROPERTIES)		
	NOMİNAL KESİT NOMINAL CROSS-SECTION	DİŞ ÇAP (yaklaşık) OVERAL DIAMETER (approx.)	NET AĞIRLIK (yaklaşık) NET WEIGHT (approx.)	SEVK UZUNLUĞU DELIVERY LENGHT	İLETKEN DC DİRENCİ 20°C'de max. DC Conductor Resistance at 20°C (ohm/km)	AKIM TAŞIMA KAPASİTESİ CURRENT CARRYING CAPACITY	
						TOPRAKTA 20°C'de IN INGROUND AT 20°C	HAVADA 30°C'de IN AIR AT 30°C
	mm ²	mm	kg/km	m		A	A
810 641	2x1.5	10.0	150	1000	12.1	39	32
810 642	2x2.5	11.0	180	1000	7.41	51	42
810 643	2x4	12.0	230	1000	4.61	66	56
810 644	2x6	13.0	290	1000	3.08	82	71
810 645	2x10	15.0	430	1000	1.83	109	96
810 646	2x16	17.1	600	1000	1.15	115	125
810 647	2x25	21.5	950	1000	0.727	145	155
810 648	2x35	23.3	1200	1000	0.524	175	195
810 649	2x50	25.8	1500	1000	0.387	210	235
810 650	2x70	29.7	2100	1000	0.268	255	300
810 651	2x95	33.9	2800	1000	0.193	310	370
810 652	2x120	37.4	3500	1000	0.153	355	430
810 653	2x150	41.1	4300	1000	0.124	400	490
810 654	2x185	45.9	5350	1000	0.0991	455	570
810 655	2x240	51.5	6900	500	0.0754	530	680

0.6/1 kV HALOJENSİZ, ALEV İLETMEYEN, XLPE İZOLELİ ÇOK DAMARLI BAKIR İLETKENLİ FE 180 KABLOLAR

0.6/1 kV HALOGEN FREE, FLAME RETARDANT, XLPE INSULATED MULTI CORE CABLES WITH COPPER
FE 180 CONDUCTOR.



5
4
3
2
1



ALKAN KABLO

KOD / CODE

YXH-U, YXH-R, N2XH-O FE 180
YXH-U, YXH-R, N2XH-O FE 180

U: Som iletken.

R: Örgülü rijit iletken.

O: Sarı / Yeşil Damarsız

U: Solid Conductor

R: Stranded Conductor

O: Whit out yellow / green insulation

STANDARTLAR STANDARTS

VDE 0276- 604, TS IEC 60502 TS HD 604 S1
VDE 0276-604, TS IEC 60502 TS HD 604 S1

KULLANIM ALANLARI / APPLICATION

Oteller, okullar, tüneller, yüksek binalar, hastaneler, enerji santralleri, bilgi işlem merkezleri ve insanların yoğun olarak bulunduğu iş merkezleri ile yangına hassas bölgelerde kullanılır.

Used in energy networks in refineries, mines, hotels, schools, tunnels, high constructions, hospitals, power plants, data processing centers, business centers where there is a risk of fire.

TEKNİK ÖZELLİKLER / TECHNICAL CHARACTERISTIC

ÇALIŞMA SICAKLIĞI (MAKS.) 90°C
OPERATING TEMPERATURE (MAX.) 90°C

KISA DEVRE SICAKLIĞI (MAKS.) 250°C (max. 5 sn.)
OPERATING TEMPERATURE 250°C (max. 5 sec.)

ANMA GERİLİMİ 0.6/1 kV
RATED VOLTAGE 0.6/1 kV

BÜKÜLME YARIÇAPI (min.) 12xDİŞ ÇAP
BENDING RADIUS (min.) 12xOUTER DIAMETER

YAPISI / CONSTRUCTION

BİR VEYA ÇOK TELLİ BAKIR İLETKEN
SOLID OR STRANDED COPPER CONDUCTOR

MİKA BANT
MICA TAPE

XLPE İZOLE
XLPE INSULATION

HFFR DOLGU
HFFR FILLER

HFFR DİŞ KILIF
HFFR OUTER SHEATH

KOD NO CODE NR	BOYUT VE AĞIRLIKLAR (DIMENSIONS AND WEIGHTS)				ELEKTRİKSEL ÖZELLİKLER (ELECTRICAL PROPERTIES)		
	NOMİNAL KESİT NOMINAL CROSS-SECTION	DİŞ ÇAP (yaklaşık) OVERAL DIAMETER (approx.)	NET AĞIRLIK (yaklaşık) NET WEIGHT (approx.)	SEVK UZUNLUĞU DELIVERY LENGHT	İLETKEN DC DİRENCİ 20°C'de max. DC Conductor Resistance at 20°C	AKIM TAŞIMA KAPASİTESİ CURRENT CARRYING CAPACITY	
						TOPRAKTA 20°C'de IN INGROUND AT 20°C	HAVADA 30°C'de IN AIR AT 30°C
	mm ²	mm	kg/km	m	(ohm/km)	A	A
810 656	3x1.5	11.5	190	1000	12.1	30	24
810 657	3x2.5	12.5	230	1000	7.41	40	32
810 658	3x4	13.5	300	1000	4.61	52	42
810 659	3x6	14.5	370	1000	3.08	64	53
810 660	3x10	17.0	550	1000	1.83	86	73
810 661	3x16	19.0	750	1000	1.15	111	96
810 662	3x25	24.0	1200	1000	0.727	143	130
810 663	3x35	26.0	1550	1000	0.524	173	160
810 664	3x50	29.0	2000	1000	0.387	205	195
810 665	3x70	33.0	2800	1000	0.268	252	247
810 666	3x95	37.0	3700	1000	0.193	303	305
810 667	3x120	41.0	4600	1000	0.153	346	355
810 668	3x150	46.0	5650	500	0.124	390	407
810 669	3x185	50.0	7000	500	0.0991	441	469
810 670	3x240	57.0	9100	500	0.0754	511	551

0.6/1 kV HALOJENSİZ, ALEV İLETMEYEN, XLPE İZOLELİ ÇOK DAMARLI BAKIR İLETKENLİ FE 180 KABLOLAR

0.6/1 kV HALOGEN FREE, FLAME RETARDANT, XLPE INSULATED MULTI CORE CABLES WITH COPPER
FE 180 CONDUCTOR.



5
4
3
2
1

ALKAN KABLO

KOD / CODE

YXH-U, YXH-R, N2XH-O FE 180
YXH-U, YXH-R, N2XH-O FE 180

U: Som iletken.

R: Örgülü rijit iletken.

O: Sarı / Yeşil Damarsız

U: Solid Conductor

R: Stranded Conductor

O: Whit out yellow / green insulation

STANDARTLAR STANDARTS

VDE 0276- 604, TS IEC 60502 TS HD 604 S1
VDE 0276-604, TS IEC 60502 TS HD 604 S1

KULLANIM ALANLARI / APPLICATION

Oteller, okullar, tüneller, yüksek binalar, hastaneler, enerji santralleri, bilgi işlem merkezleri ve insanların yoğun olarak bulunduğu iş merkezleri ile yangına hassas bölgelerde kullanılır.

Used in energy networks in refineries, mines, hotels, schools, tunnels, high constructions, hospitals, power plants, data processing centers, business centers where there is a risk of fire.

TEKNİK ÖZELLİKLER / TECHNICAL CHARACTERISTIC

ÇALIŞMA SICAKLIĞI (MAKS.) 90°C
OPERATING TEMPERATURE (MAX.) 90°C

KISA DEVRE SICAKLIĞI (MAKS.) 250°C (max. 5 sn.)
OPERATING TEMPERATURE 250°C (max. 5 sec.)

ANMA GERİLİMİ 0.6/1 kV
RATED VOLTAGE 0.6/1 kV

BÜKÜLME YARIÇAPI (min.) 12xDİŞ ÇAP
BENDING RADIUS (min.) 12xOUTER DIAMETER

YAPISI / CONSTRUCTION

BİR VEYA ÇOK TELLİ BAKIR İLETKEN
SOLID OR STRANDED COPPER CONDUCTOR

MİKA BANT
MICA TAPE

XLPE İZOLE
XLPE INSULATION

HFFR DOLGU
HFFR FILLER

HFFR DİŞ KILIF
HFFR OUTER SHEATH

KOD NO CODE NR	BOYUT VE AĞIRLIKLAR (DIMENSIONS AND WEIGHTS)				ELEKTRİKSEL ÖZELLİKLER (ELECTRICAL PROPERTIES)		
	NOMİNAL KESİT NOMINAL CROSS-SECTION	DİŞ ÇAP (yaklaşık) OVERAL DIAMETER (approx.)	NET AĞIRLIK (yaklaşık) NET WEIGHT (approx.)	SEVK UZUNLUĞU DELIVERY LENGHT	İLETKEN DC DİRENCİ 20°C'de max. DC Conductor Resistance at 20°C	AKIM TAŞIMA KAPASİTESİ CURRENT CARRYING CAPACITY	
						TOPRAKTA 20°C'de IN INGROUND AT 20°C	HAVADA 30°C'de IN AIR AT 30°C
	mm ²	mm	kg/km	m	(ohm/km)	A	A
810 671	3x16+10	21.0	900	1000	1.15	111	96
810 672	3x25+16	26.0	1450	1000	0.727	143	130
810 673	3x35+16	27.0	1800	1000	0.524	173	160
810 674	3x50+25	30.0	2350	1000	0.387	205	195
810 675	3x70+35	35.0	3200	1000	0.268	252	247
810 676	3x95+50	39.0	4300	1000	0.193	303	305
810 677	3x120+70	44.0	5400	500	0.153	346	355
810 678	3x150+70	48.0	6450	500	0.124	390	407
810 679	3x185+95	53.0	8100	500	0.0991	441	469
810 680	3x240+120	59.0	10400	500	0.0754	511	551

0.6/1 kV HALOJENSİZ, ALEV İLETMEYEN, XLPE İZOLELİ ÇOK DAMARLI BAKIR İLETKENLİ FE 180 KABLolar

0.6/1 kV HALOGEN FREE, FLAME RETARDANT, XLPE INSULATED MULTI CORE CABLES WITH COPPER
FE 180 CONDUCTOR.



5
4
3
2
1



KOD / CODE

YXH-U, YXH-R, N2XH-O FE 180
YXH-U, YXH-R, N2XH-O FE 180

U: Som iletken.

R: Örgülü rijit iletken.

O: Sarı / Yeşil Damarsız

U: Solid Conductor

R: Stranded Conductor

O: Whit out yellow / green insulation

STANDARTLAR STANDARTS

VDE 0276- 604, TS IEC 60502 TS HD 604 S1
VDE 0276-604, TS IEC 60502 TS HD 604 S1

KULLANIM ALANLARI / APPLICATION

Oteller, okullar, tüneller, yüksek binalar, hastaneler, enerji santralleri, bilgi işlem merkezleri ve insanların yoğun olarak bulunduğu iş merkezleri ile yangına hassas bölgelerde kullanılır.

Used in energy networks in refineries, mines, hotels, schools, tunnels, high constructions, hospitals, power plants, data processing centers, business centers where there is a risk of fire.

TEKNİK ÖZELLİKLER / TECHNICAL CHARACTERISTIC

ÇALIŞMA SICAKLIĞI (MAKS.) 90°C
OPERATING TEMPERATURE (MAX.) 90°C

KISA DEVRE SICAKLIĞI (MAKS.) 250°C (max. 5 sn.)
OPERATING TEMPERATURE 250°C (max. 5 sec.)

ANMA GERİLİMİ 0.6/1 kV
RATED VOLTAGE 0.6/1 kV

BÜKÜLME YARIÇAPI (min.) 12xDİŞ ÇAP
BENDING RADIUS (min.) 12xOUTER DIAMETER

YAPISI / CONSTRUCTION

BİR VEYA ÇOK TELLİ BAKIR İLETKEN
SOLID OR STRANDED COPPER CONDUCTOR

MİKA BANT
MICA TAPE

XLPE İZOLE
XLPE INSULATION


HFFR DOLGU
HFFR FILLER

HFFR DİŞ KILIF
HFFR OUTER SHEATH

KOD NO CODE NR	BOYUT VE AĞIRLIKLAR (DIMENSIONS AND WEIGHTS)				ELEKTRİKSEL ÖZELLİKLER (ELECTRICAL PROPERTIES)		
	NOMİNAL KESİT NOMINAL CROSS-SECTION	DİŞ ÇAP (yaklaşık) OVERAL DIAMETER (approx.)	NET AĞIRLIK (yaklaşık) NET WEIGHT (approx.)	SEVK UZUNLUĞU DELIVERY LENGHT	İLETKEN DC DİRENCİ 20°C'de max. DC Conductor Resistance at 20°C (ohm/km)	AKIM TAŞIMA KAPASİTESİ CURRENT CARRYING CAPACITY	
						TOPRAKTA 20°C'de IN INGROUND AT 20°C	HAVADA 30°C'de IN AIR AT 30°C
	mm ²	mm	kg/km	m		A	A
810 681	4x1.5	12.0	200	1000	12.1	30	24
810 682	4x2.5	13.0	250	1000	7.41	40	32
810 683	4x4	14.0	300	1000	4.61	52	42
810 684	4x6	15.5	400	1000	3.08	64	53
810 685	4x10	17.5	580	1000	1.83	86	73
810 686	4x16	20.0	850	1000	1.15	111	96
810 687	4x25	24.5	1300	1000	0.727	143	130
810 688	4x35	26.0	1700	1000	0.524	173	160
810 689	4x50	30.0	2300	1000	0.387	205	195
810 690	4x70	34.0	3200	1000	0.268	252	247
810 691	4x95	38.0	4250	1000	0.193	303	305
810 692	4x120	43.0	5400	500	0.153	346	355
810 693	4x150	48.0	7000	500	0.124	390	407
810 694	4x185	53.0	8800	500	0.0991	441	469
810 695	4x240	61.0	11400	250	0.0754	511	551

0.6/1 kV HALOJENSİZ, ALEV İLETMEYEN, XLPE İZOLELİ YASSI ÇELİK TEL ZIRHLI, TEK DAMARLI BAKIR İLETKENLİ KABLolar

0.6/1 kV HALOGEN FREE, FLAME RETARDANT, XLPE INSULATED, FLAT STEEL WIRE ARMoured
SINGLE CORE CABLES WITH COPPER CONDUCTOR



6
5
4
3
2
1



ALKAN KABLO

KOD / CODE

N2XFGH, CU/XLPE/SWA/LSF
N2XFGH, CU/XLPE/SWA/LSF

U: Som iletken.
R: Örgülü rijit iletken.
O: Sarı / Yeşil Damarsız

U: Solid Conductor
R: Stranded Conductor
O: Whit out yellow / green insulation

STANDARTLAR STANDARTS

VDE 0276- 604, TS IEC 60502-1 TS HD 604 S1
VDE 0276-604, TS IEC 60502-1 TS HD 604 S1

KULLANIM ALANLARI / APPLICATION

GÜÇ MERKEZLERİNDE, ŞALT ve ENDÜSTRİ TESİSLERİNDE, YEREL ENERJİ DAĞITIMINDA GÜÇ KABLOSU OLARAK MEKANİK HASAR RİSKİNİN OLMADIĞI YERLERDE HARİÇTE, DAHİLDE, TOPRAK ALTINDA veya KABLO KANALLARINDA KULLANILIR.

INDOORS and OUTDOORS, IN CABLE DUCKS, UNDERGROUND, IN POWER OR SWITCHING STATIONS, LOCAL ENERGY DISTRIBUTIONS, INDUSTRY PLANTS, WHERE THERE IS NO RISK OF MECHANICAL DAMAGE.

TEKNİK ÖZELLİKLER / TECHNICAL CHARACTERISTIC

ÇALIŞMA SICAKLIĞI (MAKS.) OPERATING TEMPERATURE (MAX.)	90°C 90°C
KISA DEVRE SICAKLIĞI (MAKS.) OPERATING TEMPERATURE	250°C (max. 5 sn.) 250°C (max. 5 sec.)
ANMA GERİLİMİ RATED VOLTAGE	0.6/1 kV 0.6/1 kV
BÜKÜLME YARIÇAPI (min.) BENDING RADIUS (min.)	15xDIŞ ÇAP 15xOUTER DIAMETER


YAPISI / CONSTRUCTION

BİR VEYA ÇOK TELLİ BAKIR İLETKEN
SOLID OR STRANDED COPPER CONDUCTOR
XLPE İZOLE
XLPE INSULATION
HFFR DOLGU
HFFR FILLER
GALVANİZLİ YASSI ÇELİK TEL
GALVANIZED FLAT STEEL WIRE
GALVANİZLİ ÇELİK TUTUCU BANT
GALVANIZED STEEL BINDING TAPE
HFFR DIŞ KILIF
HFFR OUTER SHEAT

KOD NO CODE NR	NOMİNAL KESİT NOMINAL CROSS-SECTION	BOYUT VE AĞIRLIKLAR (DIMENSIONS AND WEIGHTS)			ELEKTRİKSEL ÖZELLİKLER (ELECTRICAL PROPERTIES)				
		DIŞ ÇAP (yaklaşık) OVERAL DIAMETER (approx.)	NET AĞIRLIK (yaklaşık) NET WEIGHT (approx.)	SEVK UZUNLUĞU DELIVERY LENGHT	İLETKEN DC DİRENCİ 20°C'de max. DC Conductor Resistance at 20°C	AKIM TAŞIMA KAPASİTESİ CURRENT CARRYING CAPACITY			
						TOPRAKTA 20°C'de IN INGROUND AT 20°C	HAVADA 30°C'de IN AIR AT 30°C	A...	A...
810 696	1x25	15.5	500	1000	0.727	179	149	173	139
810 697	1x35	17.5	700	1000	0.524	213	178	212	170
810 698	1x50	19.0	900	1000	0.387	251	211	258	208
810 699	1x70	20.5	1150	1000	0.268	307	259	328	265
810 670	1x95	23.0	1600	1000	0.193	366	310	404	326
810 671	1x120	25.5	1900	1000	0.153	416	352	471	381
810 672	1x150	26.5	2200	1000	0.124	465	396	541	438
810 673	1x185	28.5	2600	1000	0.0991	526	449	626	507
810 674	1x240	31.5	3200	1000	0.0754	610	521	749	606
810 675	1x300	36.0	4100	1000	0.0601	689	587	864	697
810 676	1x400	40.5	5100	500	0.0470	788	669	1018	816
810 677	1x500	45.5	6350	500	0.0366	889	748	1173	933
810 678	1x630	50.0	8800	500	0.0283	980	843	1315	1083

0.6/1 kV HALOJENSİZ, ALEV İLETMEYEN, XLPE İZOLELİ YASSI ÇELİK TEL ZIRHLI, ÇOK DAMARLI BAKIR İLETKENLİ KABLOLAR

0.6/1 kV HALOGEN FREE, FLAME RETARDANT, XLPE INSULATED, FLAT STEEL WIRE ARMOURED
SINGLE CORE CABLES WITH COPPER CONDUCTOR



6
5
4
3
2
1



KOD / CODE

N2XFGH, CU/XLPE/SWA/LSF
N2XFGH, CU/XLPE/SWA/LSF

U: Som iletken.
R: Örgülü rijit iletken.
O: Sarı / Yeşil Damarsız

U: Solid Conductor
R: Stranded Conductor
O: Whit out yellow / green insulation

STANDARTLAR STANDARTS

VDE 0276- 604, TS IEC 60502-1 TS HD 604 S1
VDE 0276-604, TS IEC 60502-1 TS HD 604 S1

KULLANIM ALANLARI / APPLICATION

GÜÇ MERKEZLERİNDE, ŞALT ve ENDÜSTRİ TESİSLERİNDE, YEREL ENERJİ DAĞITIMINDA GÜÇ KABLOSU OLARAK MEKANİK HASAR RİSKİNİN OLMADIĞI YERLERDE HARİÇTE, DAHİLDE, TOPRAK ALTINDA veya KABLO KANALLARINDA KULLANILIR.

INDOORS and OUTDOORS, IN CABLE DUCKS, UNDERGROUND, IN POWER OR SWITCHING STATIONS, LOCAL ENERGY DISTRIBUTIONS, INDUSTRY PLANTS, WHERE THERE IS NO RISK OF MECHANICAL DAMAGE.

TEKNİK ÖZELLİKLER / TECHNICAL CHARACTERISTIC

ÇALIŞMA SICAKLIĞI (MAKS.) OPERATING TEMPERATURE (MAX.)	90°C 90°C
KISA DEVRE SICAKLIĞI (MAKS.) OPERATING TEMPERATURE	250°C (max. 5 sn.) 250°C (max. 5 sec.)
ANMA GERİLİMİ RATED VOLTAGE	0.6/1 kV 0.6/1 kV
BÜKÜLME YARIÇAPI (min.) BENDING RADIUS (min.)	15xDIŞ ÇAP 15xOUTER DIAMETER

YAPISI / CONSTRUCTION

BİR VEYA ÇOK TELLİ BAKIR İLETKEN
SOLID OR STRANDED COPPER CONDUCTOR

XLPE İZOLE
XLPE INSULATION

HFFR DOLGU
HFFR FILLER

GALVANİZLİ YASSI ÇELİK TEL
GALVANIZED FLAT STEEL WIRE


GALVANİZLİ ÇELİK TUTUCU BANT
GALVANIZED STEEL BINDING TAPE

HFFR DIŞ KILIF
HFFR OUTER SHEAT

KOD NO CODE NR	NOMİNAL KESİT NOMINAL CROSS-SECTION	BOYUT VE AĞIRLIKLAR (DIMENSIONS AND WEIGHTS)			ELEKTRİKSEL ÖZELLİKLER (ELECTRICAL PROPERTIES)		
		DIŞ ÇAP (yaklaşık) OVERAL DIAMETER (approx.)	NET AĞIRLIK (yaklaşık) NET WEIGHT (approx.)	SEVK UZUNLUĞU DELIVERY LENGHT	İLETKEN DC DİRENCİ 20°C'de max. DC Conductor Resistance at 20°C	AKIM TAŞIMA KAPASİTESİ CURRENT CARRYING CAPACITY	
						TOPRAKTA 20°C'de IN INGROUND AT 20°C	HAVADA 30°C'de IN AIR AT 30°C
	mm ²	mm	kg/km	m	(ohm/km)	A	A
810 679	2x25	24.5	1410	1000	0.727	145	155
810 680	2x35	26.3	1700	1000	0.524	175	195
810 681	2x50	28.8	2100	1000	0.387	210	235
810 682	2x70	32.9	2750	1000	0.268	255	300
810 683	2x95	36.9	3500	1000	0.193	310	370
810 684	2x120	40.4	4300	500	0.153	355	430
810 685	2x150	44.3	5150	500	0.124	400	490
810 686	2x185	49.1	6300	500	0.0991	455	570
810 687	2x240	54.7	7950	250	0.0754	530	680
810 688	2x300	59.6	9550	250	0.0601	605	785
810 689	2x400	67.2	12150	250	0.0470	605	860

0.6/1 kV HALOJENSİZ, ALEV İLETMEYEN, XLPE İZOLELİ YASSI ÇELİK TEL ZİRHLI, ÇOK DAMARLI BAKIR İLETKENLİ KABLOLAR

0.6/1 kV HALOGEN FREE, FLAME RETARDANT, XLPE INSULATED, FLAT STEEL WIRE ARMOURED
SINGLE CORE CABLES WITH COPPER CONDUCTOR



6
5
4
3
2
1



KOD / CODE

N2XFGH, CU/XLPE/SWA/LSF
N2XFGH, CU/XLPE/SWA/LSF

U: Som iletken.

R: Örgülü rijit iletken.

O: Sarı / Yeşil Damarsız

U: Solid Conductor

R: Stranded Conductor

O: Whit out yellow / green insulation

STANDARTLAR STANDARTS

VDE 0276- 604, TS IEC 60502-1 TS HD 604 S1
VDE 0276-604, TS IEC 60502-1 TS HD 604 S1

KULLANIM ALANLARI / APPLICATION

GÜÇ MERKEZLERİNDE, ŞALT ve ENDÜSTRİ TESİSLERİNDE, YEREL ENERJİ DAĞITIMINDA GÜÇ KABLOSU OLARAK MEKANİK HASAR RİSKİNİN OLMADIĞI YERLERDE HARİÇTE, DAHİLDE, TOPRAK ALTINDA veya KABLO KANALLARINDA KULLANILIR.

INDOORS and OUTDOORS, IN CABLE DUCKS, UNDERGROUND, IN POWER OR SWITCHING STATIONS, LOCAL ENERGY DISTRIBUTIONS, INDUSTRY PLANTS, WHERE THERE IS NO RISK OF MECHANICAL DAMAGE.

TEKNİK ÖZELLİKLER / TECHNICAL CHARACTERISTIC

ÇALIŞMA SICAKLIĞI (MAKS.) 90°C
OPERATING TEMPERATURE (MAX.) 90°C

KISA DEVRE SICAKLIĞI (MAKS.) 250°C (max. 5 sn.)
OPERATING TEMPERATURE 250°C (max. 5 sec.)

ANMA GERİLİMİ 0.6/1 kV
RATED VOLTAGE 0.6/1 kV

BÜKÜLME YARIÇAPI (min.) 15xDIŞ ÇAP
BENDING RADIUS (min.) 15xOUTER DIAMETER

YAPISI / CONSTRUCTION

BİR VEYA ÇOK TELLİ BAKIR İLETKEN
SOLID OR STRANDED COPPER CONDUCTOR

XLPE İZOLE
XLPE INSULATION

HFFR DOLGU
HFFR FILLER

GALVANİZLİ YASSI ÇELİK TEL
GALVANIZED FLAT STEEL WIRE


GALVANİZLİ ÇELİK TUTUCU BANT
GALVANIZED STEEL BINDING TAPE

HFFR DIŞ KILIF
HFFR OUTER SHEAT

KOD NO CODE NR	BOYUT VE AĞIRLIKLAR (DIMENSIONS AND WEIGHTS)				ELEKTRİKSEL ÖZELLİKLER (ELECTRICAL PROPERTIES)		
	NOMİNAL KESİT NOMINAL CROSS-SECTION	DIŞ ÇAP (yaklaşık) OVERAL DIAMETER (approx.)	NET AĞIRLIK (yaklaşık) NET WEIGHT (approx.)	SEVK UZUNLUĞU DELIVERY LENGHT	İLETKEN DC DİRENCİ 20°C'de max. DC Conductor Resistance at 20°C	AKIM TAŞIMA KAPASİTESİ CURRENT CARRYING CAPACITY	
						TOPRAKTA 20°C'de IN INGROUND AT 20°C	HAVADA 30°C'de IN AIR AT 30°C
	mm ²	mm	kg/km	m	(ohm/km)	A	A
810 690	3x25	25.0	1600	1000	0.727	143	130
810 691	3x35	27.0	1950	1000	0.524	173	160
810 692	3x50	30.0	2550	1000	0.387	205	195
810 693	3x70	34.5	3450	1000	0.268	252	247
810 694	3x95	38.5	4400	1000	0.193	303	305
810 695	3x120	42.5	5400	500	0.153	346	355
810 696	3x150	47.0	6600	500	0.124	390	407
810 697	3x185	51.5	8000	500	0.0991	441	469
810 698	3x240	58.5	10200	250	0.0754	511	551
810 699	3x300	65.5	12500	250	0.0601	580	638
810 700	3x400	74.0	16300	250	0.0470	663	746

0.6/1 kV HALOJENSİZ, ALEV İLETMEYEN, XLPE İZOLELİ YASSI ÇELİK TEL ZIRHLI, ÇOK DAMARLI BAKIR İLETKENLİ KABLolar

0.6/1 kV HALOGEN FREE, FLAME RETARDANT, XLPE INSULATED, FLAT STEEL WIRE ARMoured
SINGLE CORE CABLES WITH COPPER CONDUCTOR



6
5
4
3
2
1



KOD / CODE

N2XFGH, CU/XLPE/SWA/LSF
N2XFGH, CU/XLPE/SWA/LSF

U: Som iletken.
R: Örgülü rijit iletken.
O: Sarı / Yeşil Damarsız

U: Solid Conductor
R: Stranded Conductor
O: Whit out yellow / green insulation

STANDARTLAR STANDARTS

VDE 0276- 604, TS IEC 60502-1 TS HD 604 S1
VDE 0276-604, TS IEC 60502-1 TS HD 604 S1

KULLANIM ALANLARI / APPLICATION

GÜÇ MERKEZLERİNDE, ŞALT ve ENDÜSTRİ TESİSLERİNDE, YEREL ENERJİ DAĞITIMINDA GÜÇ KABLOSU OLARAK MEKANİK HASAR RİSKİNİN OLMADIĞI YERLERDE HARİÇTE, DAHİLDE, TOPRAK ALTINDA veya KABLO KANALLARINDA KULLANILIR.

INDOORS and OUTDOORS, IN CABLE DUCKS, UNDERGROUND, IN POWER OR SWITCHING STATIONS, LOCAL ENERGY DISTRIBUTIONS, INDUSTRY PLANTS, WHERE THERE IS NO RISK OF MECHANICAL DAMAGE.

TEKNİK ÖZELLİKLER / TECHNICAL CHARACTERISTIC

ÇALIŞMA SICAKLIĞI (MAKS.) 90°C
OPERATING TEMPERATURE (MAX.) 90°C

KISA DEVRE SICAKLIĞI (MAKS.) 250°C (max. 5 sn.)
OPERATING TEMPERATURE 250°C (max. 5 sec.)

ANMA GERİLİMİ 0.6/1 kV
RATED VOLTAGE 0.6/1 kV

BÜKÜLME YARIÇAPI (min.) 15xDIŞ ÇAP
BENDING RADIUS (min.) 15xOUTER DIAMETER

YAPISI / CONSTRUCTION

BİR VEYA ÇOK TELLİ BAKIR İLETKEN
SOLID OR STRANDED COPPER CONDUCTOR

XLPE İZOLE
XLPE INSULATION

HFFR DOLGU
HFFR FILLER

GALVANİZLİ YASSI ÇELİK TEL
GALVANIZED FLAT STEEL WIRE


GALVANİZLİ ÇELİK TUTUCU BANT
GALVANIZED STEEL BINDING TAPE

HFFR DIŞ KILIF
HFFR OUTER SHEAT

KOD NO CODE NR	NOMİNAL KESİT NOMINAL CROSS-SECTION	BOYUT VE AĞIRLIKLAR (DIMENSIONS AND WEIGHTS)			ELEKTRİKSEL ÖZELLİKLER (ELECTRICAL PROPERTIES)		
		DIŞ ÇAP (yaklaşık) OVERAL DIAMETER (approx.)	NET AĞIRLIK (yaklaşık) NET WEIGHT (approx.)	SEVK UZUNLUĞU DELIVERY LENGHT	İLETKEN DC DİRENCİ 20°C'de max. DC Conductor Resistance at 20°C	AKIM TAŞIMA KAPASİTESİ CURRENT CARRYING CAPACITY	
						mm ²	mm
810 701	4x16	23.0	1350	1000	1.15	111	96
810 703	4x25	27.0	1900	1000	0.727	143	130
810 704	4x35	29.0	2400	1000	0.524	173	160
810 705	4x50	33.0	3150	1000	0.387	205	195
810 706	4x70	38.0	4300	1000	0.268	252	247
810 707	4x95	42.0	5500	500	0.193	303	305
810 708	4x120	47.0	6850	500	0.153	346	355
810 709	4x150	51.5	8250	500	0.124	390	407
810 710	4x185	57.0	10100	250	0.0991	441	469
810 711	4x240	64.5	12900	250	0.0754	511	551
810 712	4x300	72.5	15900	250	0.0601	580	638
810 713	4x400	82.5	20800	250	0.0470	663	746

0.6/1 kV HALOJENSİZ, ALEV İLETMEYEN, XLPE İZOLELİ YUVARLAK ÇELİK TEL ZIRHLI, ÇOK DAMARLI BAKIR İLETKENLİ KABLolar

0.6/1 kV HALOGEN FREE, FLAME RETARDANT, XLPE INSULATED ROUND STEEL WIRE ARMoured, MULTICORE CABLES WITH COPPER CONDUCTOR



KOD / CODE

N2XRH, CU/XLPE/SWA/LSF
N2XRH, CU/XLPE/SWA/LSF

U: Som iletken.

R: Örgülü rijit iletken.

O: Sarı / Yeşil Damarsız

U: Solid Conductor

R: Stranded Conductor

O: Whit out yellow / green insulation

STANDARTLAR STANDARTS

VDE 0276- 604, TS IEC 60502-1 TS HD 604 S1
VDE 0276-604, TS IEC 60502-1 TS HD 604 S1

KULLANIM ALANLARI / APPLICATION

GÜÇ MERKEZLERİNDE, ŞALT ve ENDÜSTRİ TESİSLERİNDE, YEREL ENERJİ DAĞITIMINDA GÜÇ KABLOSU OLARAK MEKANİK HASAR RİSKİNİN OLMADIĞI YERLERDE HARİÇTE, DAHİLDE, TOPRAK ALTINDA veya KABLO KANALLARINDA KULLANILIR.

INDOORS and OUTDOORS, IN CABLE DUCKS, UNDERGROUND, IN POWER OR SWITCHING STATIONS, LOCAL ENERGY DISTRIBUTIONS, INDUSTRY PLANTS, WHERE THERE IS NO RISK OF MECHANICAL DAMAGE.

TEKNİK ÖZELLİKLER / TECHNICAL CHARACTERISTIC

ÇALIŞMA SICAKLIĞI (MAKS.) 90°C
OPERATING TEMPERATURE (MAX.) 90°C

KISA DEVRE SICAKLIĞI (MAKS.) 250°C (max. 5 sn.)
OPERATING TEMPERATURE 250°C (max. 5 sec.)

ANMA GERİLİMİ 0.6/1 kV
RATED VOLTAGE 0.6/1 kV

BÜKÜLME YARIÇAP (min.) 15xDIŞ ÇAP
BENDING RADIUS (min.) 15xOUTER DIAMETER

YAPISI / CONSTRUCTION

BİR VEYA ÇOK TELLİ BAKIR İLETKEN
SOLID OR STRANDED COPPER CONDUCTOR

XLPE İZOLE
XLPE INSULATION

HFFR DOLGU
HFFR FILLER

GALVENİZLİ YUVARLAK ÇELİK TEK
GALVANIZED ROUND STEEL WIRE

POLYESTER BANT
POLYESTER TAPE

HFFR DIŞ KILIF
HFFR OUTER SHEATH

KOD NO CODE NR	BOYUT VE AĞIRLIKLAR (DIMENSIONS AND WEIGHTS)				ELEKTRİKSEL ÖZELLİKLER (ELECTRICAL PROPERTIES)		
	NOMİNAL KESİT NOMINAL CROSS-SECTION	DIŞ ÇAP (yaklaşık) OVERAL DIAMETER (approx.)	NET AĞIRLIK (yaklaşık) NET WEIGHT (approx.)	SEVK UZUNLUĞU DELIVERY LENGHT	İLETKEN DC DİRENCİ 20°C'de max. DC Conductor Resistance at 20°C (ohm/km)	AKIM TAŞIMA KAPASİTESİ CURRENT CARRYING CAPACITY	
						TOPRAKTA 20°C'de IN INGROUND AT 20°C	HAVADA 30°C'de IN AIR AT 30°C
	mm ²	mm	kg/km	m		A	A
810 714	2x1.5	14.0	350	1000	12.1	39	32
810 715	2x2.5	15.0	390	1000	7.41	51	42
810 716	2x4	16.0	450	1000	4.61	66	56
810 717	2x6	17.0	540	1000	3.08	82	71
810 718	2x10	20.0	850	1000	1.83	109	96
810 719	2x16	22.0	1070	1000	1.15	115	125
810 720	2x25	26.0	1600	1000	0.727	145	155
810 721	2x35	28.0	1900	1000	0.524	175	195
810 722	2x50	30.0	2300	1000	0.387	210	235
810 723	2x70	34.0	3000	1000	0.268	255	300
810 724	2x95	39.0	4000	1000	0.193	310	370
810 725	2x120	43.0	4750	500	0.153	355	430
810 726	2x150	46.0	5800	500	0.124	400	490
810 727	2x185	53.0	7500	500	0.0991	455	570
810 728	2x240	58.0	9000	500	0.0754	530	680
810 729	2x300	63.0	11000	250	0.0601	605	785

0.6/1 kV HALOJENSİZ, ALEV İLETMEYEN, XLPE İZOLELİ YUVARLAK ÇELİK TEL ZIRHLI, ÇOK DAMARLI BAKIR İLETKENLİ KABLolar

0.6/1 kV HALOGEN FREE, FLAME RETARDANT, XLPE INSULATED ROUND STEEL WIRE ARMoured, MULTICORE CABLES WITH COPPER CONDUCTOR



KOD / CODE

N2XRH, CU/XLPE/SWA/LSF
N2XRH, CU/XLPE/SWA/LSF

U: Som iletken.

R: Örgülü rijit iletken.

O: Sarı / Yeşil Damarsız

U: Solid Conductor

R: Stranded Conductor

O: Whit out yellow / green insulation

STANDARTLAR STANDARTS

VDE 0276- 604, TS IEC 60502-1 TS HD 604 S1
VDE 0276-604, TS IEC 60502-1 TS HD 604 S1

KULLANIM ALANLARI / APPLICATION

GÜÇ MERKEZLERİNDE, ŞALT ve ENDÜSTRİ TESİSLERİNDE, YEREL ENERJİ DAĞITIMINDA GÜÇ KABLOSU OLARAK MEKANİK HASAR RİSKİNİN OLMADIĞI YERLERDE HARİÇTE, DAHİLDE, TOPRAK ALTINDA veya KABLO KANALLARINDA KULLANILIR.

INDOORS and OUTDOORS, IN CABLE DUCKS, UNDERGROUND, IN POWER OR SWITCHING STATIONS, LOCAL ENERGY DISTRIBUTIONS, INDUSTRY PLANTS, WHERE THERE IS NO RISK OF MECHANICAL DAMAGE.

TEKNİK ÖZELLİKLER / TECHNICAL CHARACTERISTIC

ÇALIŞMA SICAKLIĞI (MAKS.) 90°C
OPERATING TEMPERATURE (MAX.) 90°C

KISA DEVRE SICAKLIĞI (MAKS.) 250°C (max. 5 sn.)
OPERATING TEMPERATURE 250°C (max. 5 sec.)

ANMA GERİLİMİ 0.6/1 kV
RATED VOLTAGE 0.6/1 kV

BÜKÜLME YARIÇAP (min.) 15xDIŞ ÇAP
BENDING RADIUS (min.) 15xOUTER DIAMETER

YAPISI / CONSTRUCTION

BİR VEYA ÇOK TELLİ BAKIR İLETKEN
SOLID OR STRANDED COPPER CONDUCTOR

XLPE İZOLE
XLPE INSULATION

HFFR DOLGU
HFFR FILLER

GALVENİZLİ YUVARLAK ÇELİK TEK
GALVANIZED ROUND STEEL WIRE


POLYESTER BANT
POLYESTER TAPE

HFFR DIŞ KILIF
HFFR OUTER SHEATH

KOD NO CODE NR	BOYUT VE AĞIRLIKLAR (DIMENSIONS AND WEIGHTS)				ELEKTRİKSEL ÖZELLİKLER (ELECTRICAL PROPERTIES)		
	NOMİNAL KESİT NOMINAL CROSS-SECTION	DIŞ ÇAP (yaklaşık) OVERAL DIAMETER (approx.)	NET AĞIRLIK (yaklaşık) NET WEIGHT (approx.)	SEVK UZUNLUĞU DELIVERY LENGHT	İLETKEN DC DİRENÇİ 20°C'de max. DC Conductor Resistance at 20°C	AKIM TAŞIMA KAPASİTESİ CURRENT CARRYING CAPACITY	
						TOPRAKTA 20°C'de IN INGROUND AT 20°C	HAVADA 30°C'de IN AIR AT 30°C
	mm ²	mm	kg/km	m	(ohm/km)	A	A
810 730	3x1.5	13.5	370	1000	12.1	30	24
810 731	3x2.5	14.0	430	1000	7.41	40	32
810 732	3x4	15.5	510	1000	4.61	52	42
810 733	3x6	16.5	600	1000	3.08	64	53
810 734	3x10	20.0	980	1000	1.83	86	73
810 735	3x16	22.0	1260	1000	1.15	111	96
810 736	3x25	26.0	1700	1000	0.727	143	130
810 737	3x35	28.0	2100	1000	0.524	173	160
810 738	3x50	31.0	2700	1000	0.387	205	195
810 739	3x70	36.5	3800	1000	0.268	252	247
810 740	3x95	40.5	4700	1000	0.193	303	305
810 741	3x120	44.5	5700	500	0.153	346	355
810 742	3x150	50.0	7300	500	0.124	390	407
810 743	3x185	55.0	8800	500	0.0991	441	469
810 744	3x240	61.5	11000	250	0.0754	511	551

0.6/1 kV HALOJENSİZ, ALEV İLETMEYEN, XLPE İZOLELİ YUVARLAK ÇELİK TEL ZIRHLI, ÇOK DAMARLI BAKIR İLETKENLİ KABLolar

0.6/1 kV HALOGEN FREE, FLAME RETARDANT, XLPE INSULATED ROUND STEEL WIRE ARMoured, MULTICORE CABLES WITH COPPER CONDUCTOR



KOD / CODE

N2XRH, CU/XLPE/SWA/LSF
N2XRH, CU/XLPE/SWA/LSF

U: Som iletken.

R: Örgülü rijit iletken.

O: Sarı / Yeşil Damarsız

U: Solid Conductor

R: Stranded Conductor

O: Whit out yellow / green insulation

STANDARTLAR STANDARTS

VDE 0276- 604, TS IEC 60502-1 TS HD 604 S1
VDE 0276-604, TS IEC 60502-1 TS HD 604 S1

KULLANIM ALANLARI / APPLICATION

GÜÇ MERKEZLERİNDE, ŞALT ve ENDÜSTRİ TESİSLERİNDE, YEREL ENERJİ DAĞITIMINDA GÜÇ KABLOSU OLARAK MEKANİK HASAR RİSKİNİN OLMADIĞI YERLERDE HARİÇTE, DAHİLDE, TOPRAK ALTINDA veya KABLO KANALLARINDA KULLANILIR.

INDOORS and OUTDOORS, IN CABLE DUCKS, UNDERGROUND, IN POWER OR SWITCHING STATIONS, LOCAL ENERGY DISTRIBUTIONS, INDUSTRY PLANTS, WHERE THERE IS NO RISK OF MECHANICAL DAMAGE.

TEKNİK ÖZELLİKLER / TECHNICAL CHARACTERISTIC

ÇALIŞMA SICAKLIĞI (MAKS.) 90°C
OPERATING TEMPERATURE (MAX.) 90°C

KISA DEVRE SICAKLIĞI (MAKS.) 250°C (max. 5 sn.)
OPERATING TEMPERATURE 250°C (max. 5 sec.)

ANMA GERİLİMİ 0.6/1 kV
RATED VOLTAGE 0.6/1 kV

BÜKÜLME YARIÇAPI (min.) 15xDIŞ ÇAP
BENDING RADIUS (min.) 15xOUTER DIAMETER

YAPISI / CONSTRUCTION

BİR VEYA ÇOK TELLİ BAKIR İLETKEN
SOLID OR STRANDED COPPER CONDUCTOR

XLPE İZOLE
XLPE INSULATION

HFFR DOLGU
HFFR FILLER

GALVENİZLİ YUVARLAK ÇELİK TEK
GALVANIZED ROUND STEEL WIRE


POLYESTER BANT
POLYESTER TAPE

HFFR DIŞ KILIF
HFFR OUTER SHEATH

BOYUT VE AĞIRLIKLAR (DIMENSIONS AND WEIGHTS)					ELEKTRİKSEL ÖZELLİKLER (ELECTRICAL PROPERTIES)		
KOD NO CODE NR	NOMİNAL KESİT NOMINAL CROSS-SECTION	DIŞ ÇAP (yaklaşık) OVERAL DIAMETER (approx.)	NET AĞIRLIK (yaklaşık) NET WEIGHT (approx.)	SEVK UZUNLUĞU DELIVERY LENGHT	İLETKEN DC DİRENCİ 20°C'de max. DC Conductor Resistance at 20°C	AKIM TAŞIMA KAPASİTESİ CURRENT CARRYING CAPACITY	
						TOPRAKTA 20°C'de IN INGROUND AT 20°C	HAVADA 30°C'de IN AIR AT 30°C
	mm ²	mm	kg/km	m	(ohm/km)	A	A
810 745	3x16+10	23.0	1400	1000	1.15	111	96
810 746	3x25+16	27.0	2100	1000	0.727	143	130
810 747	3x35+16	29.0	2400	1000	0.524	173	160
810 748	3x50+25	32.5	3100	1000	0.387	205	195
810 749	3x70+35	38.0	4400	1000	0.268	252	247
810 750	3x95+50	42.0	5600	500	0.193	303	305
810 751	3x120+70	46.5	6900	500	0.153	346	355
810 752	3x150+70	51.5	8500	500	0.124	390	407
810 753	3x185+95	56.5	10300	500	0.0991	441	469
810 754	3x240+120	63.5	13000	250	0.0754	511	551
810 755	3x300+150	70.5	15500	250	0.0601	580	638
810 756	3x400+185	80.0	19500	250	0.0470	663	746

0.6/1 kV HALOJENSİZ, ALEV İLETMEYEN, XLPE İZOLELİ YUVARLAK ÇELİK TEL ZIRHLI, ÇOK DAMARLI BAKIR İLETKENLİ KABLolar

0.6/1 kV HALOGEN FREE, FLAME RETARDANT, XLPE INSULATED ROUND STEEL WIRE ARMoured,
MULTI CORE CABLES WITH COPPER CONDUCTOR



KOD / CODE

N2XRH, CU/XLPE/SWA/LSF
N2XRH, CU/XLPE/SWA/LSF

U: Som iletken.

R: Örgülü rijit iletken.

O: Sarı / Yeşil Damarsız

U: Solid Conductor

R: Stranded Conductor

O: Whit out yellow / green insulation

STANDARTLAR STANDARTS

VDE 0276- 604, TS IEC 60502-1 TS HD 604 S1
VDE 0276-604, TS IEC 60502-1 TS HD 604 S1

KULLANIM ALANLARI / APPLICATION

GÜÇ MERKEZLERİNDE, ŞALT ve ENDÜSTRİ TESİSLERİNDE, YEREL ENERJİ DAĞITIMINDA GÜÇ KABLOSU OLARAK MEKANİK HASAR RİSKİNİN OLMADIĞI YERLERDE HARİÇTE, DAHİLDE, TOPRAK ALTINDA veya KABLO KANALLARINDA KULLANILIR.

INDOORS and OUTDOORS, IN CABLE DUCKS, UNDERGROUND, IN POWER OR SWITCHING STATIONS, LOCAL ENERGY DISTRIBUTIONS, INDUSTRY PLANTS, WHERE THERE IS NO RISK OF MECHANICAL DAMAGE.

TEKNİK ÖZELLİKLER / TECHNICAL CHARACTERISTIC

ÇALIŞMA SICAKLIĞI (MAKS.) 90°C
OPERATING TEMPERATURE (MAX.) 90°C

KISA DEVRE SICAKLIĞI (MAKS.) 250°C (max. 5 sn.)
OPERATING TEMPERATURE 250°C (max. 5 sec.)

ANMA GERİLİMİ 0.6/1 kV
RATED VOLTAGE 0.6/1 kV

BÜKÜLME YARIÇAPI (min.) 15xDIŞ ÇAP
BENDING RADIUS (min.) 15xOUTER DIAMETER

YAPISI / CONSTRUCTION

BİR VEYA ÇOK TELLİ BAKIR İLETKEN
SOLID OR STRANDED COPPER CONDUCTOR

XLPE İZOLE
XLPE INSULATION

HFFR DOLGU
HFFR FILLER

GALVENİZLİ YUVARLAK ÇELİK TEK
GALVANIZED ROUND STEEL WIRE

POLYESTER BANT
POLYESTER TAPE

HFFR DIŞ KILIF
HFFR OUTER SHEATH

KOD NO CODE NR	BOYUT VE AĞIRLIKLAR (DIMENSIONS AND WEIGHTS)				ELEKTRİKSEL ÖZELLİKLER (ELECTRICAL PROPERTIES)		
	NOMİNAL KESİT NOMINAL CROSS-SECTION	DIŞ ÇAP (yaklaşık) OVERAL DIAMETER (approx.)	NET AĞIRLIK (yaklaşık) NET WEIGHT (approx.)	SEVK UZUNLUĞU DELIVERY LENGHT	İLETKEN DC DİRENCİ 20°C'de max. DC Conductor Resistance at 20°C	AKIM TAŞIMA KAPASİTESİ CURRENT CARRYING CAPACITY	
						TOPRAKTA 20°C'de IN INGROUND AT 20°C	HAVADA 30°C'de IN AIR AT 30°C
	mm ²	mm	kg/km	m	(ohm/km)	A	A
810 757	4x1.5	14.0	400	1000	12.1	30	24
810 758	4x2.5	15.0	470	1000	7.41	40	32
810 759	4x4	16.0	580	1000	4.61	52	42
810 760	4x6	18.5	830	1000	3.08	64	53
810 761	4x10	21.0	1100	1000	1.83	86	73
810 762	4x16	24.0	1600	1000	1.15	111	96
810 763	4x25	28.0	2200	1000	0.727	143	130
810 764	4x35	30.5	2700	1000	0.524	173	160
810 765	4x50	34.0	3350	1000	0.387	205	195
810 766	4x70	40.0	4800	1000	0.268	252	247
810 767	4x95	44.0	6100	1000	0.193	303	305
810 768	4x120	50.5	7800	500	0.153	346	355
810 769	4x150	55.0	9300	500	0.124	390	407
810 770	4x185	60.5	11000	250	0.0991	441	469
810 771	4x240	68.0	14000	250	0.0754	511	551
810 772	4x300	76.0	17000	250	0.0601	580	638
810 773	4x400	87.0	23000	250	0.0470	663	746

0.6/1 kV PVC İZOLELİ, BAKIR İLETKENLİ KUMANDA KABLOLARI

0.6/1 kV PVC INSULATED, CONTROL CABLES WITH COPPER CONDUCTOR



KOD / CODE

YVV-U, YVV-R, CU/PVC/PVC, NYY

U: Som İletken

R: Örgülü Rijit İletken

YVV-U, YVV-R, CU/PVC/PVC, NYY

U: Solid Conductor

R: Stranded Conductor

STANDARTLAR

TS IEC 60502, VDE 0271

STANDARTS

TS IEC 60502, VDE 0271

KULLANIM ALANLARI /APPLICATION

GÜÇ MERKEZLERİNDE, ŞALT ve ENDÜSTRİ TESİSLERİNDE, YEREL ENERJİ DAĞITIMINDA GÜÇ KABLOSU OLARAK; MEKANİK HASAR RİSKİNİN OLMADIĞI YERLERDE HARİÇTE, DAHİLDE, TOPRAK ALTINDA veya KABLO KANALLARINDA KULLANILIR.

INDOORS and OUTDOORS, IN CABLE DUCKS, UNDERGROUND, IN POWER OR SWITCHING STATIONS, LOCAL ENERGY DISTRIBUTIONS, INDUSTRY PLANTS, WHERE THERE IS NO RISK OF MECHANICAL DAMAGE.

TEKNİK ÖZELLİKLER / TECHNICAL CHARACTERISTIC

ÇALIŞMA SICAKLIĞI (MAKS.) 70°C

OPERATING TEMPERATURE (MAX.) 70°C

KISA DEVRE SICAKLIĞI (MAKS.) 160°C (max. 5 sn.)

OPERATING TEMPERATURE 160°C (max. 5 sec.)

KESİT ≤ 300mm² 160°C (max. 5 sn.)

CROSS SECTION ≤ 300mm² 160°C (max. 5 sec.)

KESİT > 300mm² 140°C (max. 5 sn.)

CROSS SECTION > 300mm² 140°C (max. 5 sec.)

ANMA GERİLİMİ 0.6/1 kV

RATED VOLTAGE 0.6/1 kV

BÜKÜLME YARIÇAPI (min.) 12xDIŞ ÇAP

BENDING RADIUS (min.) 12xOUTER DIAMETER

YAPISI / CONSTRUCTION

BİR VEYA ÇOK TELLİ BAKIR İLETKEN

SOLID OR STRANDED COPPER CONDUCTOR

PVC İZOLE

PVC INSULATION

PVC DOLGU

PVC FILLER

PVC DIŞ KILIF

PVC OUTER SHEAT

KOD NO CODE NR	BOYUT VE AĞIRLIKLAR (DIMENSIONS AND WEIGHTS)				ELEKTRİKSEL ÖZELLİKLER (ELECTRICAL PROPERTIES)		
	NOMİNAL KESİT NOMINAL CROSS-SECTION	DIŞ ÇAP (yaklaşık) OVERAL DIAMETER (approx.)	NET AĞIRLIK (yaklaşık) NET WEIGHT (approx.)	SEVK UZUNLUĞU DELIVERY LENGHT	İLETKEN DC DİRENCİ 20°C'de max. DC Conductor Resistance at 20°C	AKIM TAŞIMA KAPASİTESİ CURRENT CARRYING CAPACITY	
						TOPRAKTA 20°C'de IN INGROUND AT 20°C	HAVADA 30°C'de IN AIR AT 30°C
mm ²	mm	kg/km	m	(ohm/km)	A	A	
940 500	5x1.5	13.5	270	1000	12.100	18.2	14.0
940 501	6x1.5	14.5	320	1000	12.100	16.9	13.0
940 502	7x1.5	14.5	325	1000	12.100	15.6	12.0
940 503	8x1.5	16.0	385	1000	12.100	14.3	11.1
940 504	10x1.5	17.5	475	1000	12.100	13.0	10.2
940 505	12x1.5	18.0	515	1000	12.100	12.3	9.7
940 506	14x1.5	18.5	565	1000	12.100	11.7	9.3
940 507	16x1.5	19.5	630	1000	12.100	11.1	8.8
940 508	19x1.5	20.5	700	1000	12.100	10.4	8.3
940 509	21x1.5	21.5	775	1000	12.100	9.9	8.0
940 510	24x1.5	23.5	920	1000	12.100	9.1	7.4
940 511	27x1.5	24.0	975	1000	12.100	8.8	7.2
940 512	30x1.5	24.5	1050	1000	12.100	8.6	7.0
940 513	37x1.5	26.5	1230	1000	12.100	8.1	6.7
940 514	40x1.5	27.5	1330	1000	12.100	7.8	6.5
940 515	48x1.5	30.0	1600	1000	12.100	7.3	6.1
940 516	52x1.5	31.0	1700	1000	12.100	6.7	5.8
940 517	61x1.5	33.0	1975	1000	12.100	6.5	5.6

0.6/1 kV PVC İZOLELİ, BAKIR İLETKENLİ KUMANDA KABLOLARI

0.6/1 kV PVC INSULATED, CONTROL CABLES WITH COPPER CONDUCTOR



KOD / CODE

YVV-U, YVV-R, CU/PVC/PVC, NYY

U: Som İletken

R: Örgülü Rijit İletken

YVV-U, YVV-R, CU/PVC/PVC, NYY

U: Solid Conductor

R: Stranded Conductor

STANDARTLAR

TS IEC 60502, VDE 0271

STANDARTS

TS IEC 60502, VDE 0271

KULLANIM ALANLARI /APPLICATION

GÜÇ MERKEZLERİNDE, ŞALT ve ENDÜSTRİ TESİSLERİNDE, YEREL ENERJİ DAĞITIMINDA GÜÇ KABLOSU OLARAK; MEKANİK HASAR RİSKİNİN OLMADIĞI YERLERDE HARIÇTE, DAHİLDE, TOPRAK ALTINDA veya KABLO KANALLARINDA KULLANILIR.

INDOORS and OUTDOORS, IN CABLE DUCKS, UNDERGROUND, IN POWER OR SWITCHING STATIONS, LOCAL ENERGY DISTRIBUTIONS, INDUSTRY PLANTS, WHERE THERE IS NO RISK OF MECHANICAL DAMAGE.

TEKNİK ÖZELLİKLER / TECHNICAL CHARACTERISTIC

ÇALIŞMA SICAKLIĞI (MAKS.) 70°C

OPERATING TEMPERATURE (MAX.) 70°C

KISA DEVRE SICAKLIĞI (MAKS.) 160°C (max. 5 sn.)

OPERATING TEMPERATURE 160°C (max. 5 sec.)

KESİT ≤ 300mm 160°C (max. 5 sn.)

CROSS SECTION ≤ 300mm 160°C (max. 5 sec.)

KESİT > 300mm 140°C (max. 5 sn.)

CROSS SECTION > 300mm 140°C (max. 5 sec.)

ANMA GERİLİMİ 0.6/1 kV

RATED VOLTAGE 0.6/1 kV

BÜKÜLME YARIÇAPI (min.) 12xDİŞ ÇAP

BENDING RADIUS (min.) 12xOUTER DIAMETER

YAPISI / CONSTRUCTION

BİR VEYA ÇOK TELLİ BAKIR İLETKEN

SOLID OR STRANDED COPPER CONDUCTOR

PVC İZOLE

PVC INSULATION

PVC DOLGU

PVC FILLER

PVC DİŞ KILIF

PVC OUTER SHEAT

KOD NO CODE NR	BOYUT VE AĞIRLIKLAR (DIMENSIONS AND WEIGHTS)				ELEKTRİKSEL ÖZELLİKLER (ELECTRICAL PROPERTIES)		
	NOMİNAL KESİT NOMINAL CROSS-SECTION	DİŞ ÇAP (yaklaşık) OVERAL DIAMETER (approx.)	NET AĞIRLIK (yaklaşık) NET WEIGHT (approx.)	SEVK UZUNLUĞU DELIVERY LENGHT	İLETKEN DC DİRENCİ 20°C'de max. DC Conductor Resistance at 20°C	AKIM TAŞIMA KAPASİTESİ CURRENT CARRYING CAPACITY	
						TOPRAKTA 20°C'de IN INGROUND AT 20°C	HAVADA 30°C'de IN AIR AT 30°C
	mm ²	mm	kg/km	m	(ohm/km)	A	A
940 518	5x2.5	14.5	350	1000	7.410	23.8	18.8
940 519	6x2.5	15.5	410	1000	7.410	22.1	17.5
940 520	7x2.5	16.0	415	1000	7.410	20.4	16.3
940 521	8x2.5	17.0	500	1000	7.410	18.7	15.0
940 522	10x2.5	19.0	595	1000	7.410	17.0	13.8
940 523	12x2.5	19.5	650	1000	7.410	16.2	13.1
940 524	14x2.5	20.5	730	1000	7.410	15.3	12.5
940 525	16x2.5	21.5	825	1000	7.410	14.5	11.9
940 526	19x2.5	22.5	920	1000	7.410	13.6	11.3
940 527	21x2.5	23.5	1010	1000	7.410	12.9	10.8
940 528	24x2.5	26.0	1190	1000	7.410	11.9	10.0
940 529	27x2.5	26.5	1280	1000	7.410	11.6	9.7
940 530	30x2.5	27.0	1380	1000	7.410	11.2	9.4
940 531	37x2.5	29.5	1660	1000	7.410	10.6	9.1
940 532	40x2.5	30.5	1800	1000	7.410	10.2	8.8
940 533	48x2.5	34.0	2135	1000	7.410	9.5	8.3
940 534	52x2.5	34.5	2320	1000	7.410	8.9	7.8
940 535	61x2.5	37.0	2630	1000	7.410	8.5	7.5

0.6/1 kV PVC İZOLELİ, YUVARLAK ÇELİK TEL ZIRHLI, BAKIR İLETKENLİ KUMANDA KABLOLARI

0.6/1 kV PVC INSULATED, ROUND STEEL WIRE ARMoured, CONTROL CABLES WITH COPPER CONDUCTOR



KOD / CODE

YVZ2V-U, YVZ2V-R, CU/PVC/SWA/PVC, NYRY

U: Som İletken

R: Örgülü Rijit İletken

YVZ2V-U, YVZ2V-R, CU/PVC/SWA/PVC, NYRY

U: Solid Conductor

R: Stranded Conductor

STANDARTLAR TS IEC 60502, VDE 0271 BS 6346
STANDARTS TS IEC 60502, VDE 0271 BS 6346

KULLANIM ALANLARI /APPLICATION

GÜÇ MERKEZLERİNDE, ŞALT ve ENDÜSTRİ TESİSLERİNDE, YEREL ENERJİ DAĞITIMINDA GÜÇ KABLOSU OLARAK; MEKANİK HASAR RİSKİNİN OLMADIĞI YERLERDE HARIÇTE, DAHİLDE, TOPRAK ALTINDA veya KABLO KANALLARINDA KULLANILIR.

INDOORS and OUTDOORS, IN CABLE DUCKS, UNDERGROUND, IN POWER OR SWITCHING STATIONS, LOCAL ENERGY DISTRIBUTIONS, INDUSTRY PLANTS, WHERE THERE IS NO RISK OF MECHANICAL DAMAGE.

TEKNİK ÖZELLİKLER / TECHNICAL CHARACTERISTIC

ÇALIŞMA SICAKLIĞI (MAKS.) 70°C
OPERATING TEMPERATURE (MAX.) 70°C

KISA DEVRE SICAKLIĞI (MAKS.) 160°C (max. 5 sn.)
OPERATING TEMPERATURE 160°C (max. 5 sec.)

ANMA GERİLİMİ 0.6/1 kV
RATED VOLTAGE 0.6/1 kV

BÜKÜLME YARIÇAPI (min.) 12xDİŞ ÇAP
BENDING RADIUS (min.) 12xOUTER DIAMETER

YAPISI / CONSTRUCTION

BİR VEYA ÇOK TELLİ BAKIR İLETKEN
SOLID OR STRANDED COPPER CONDUCTOR

PVC İZOLE
PVC INSULATION

PVC DOLGU
PVC FILLER

GALVANİZLİ YUVARLAK ÇELİK TEL
GALVANIZED ROUND STEEL WIRES

POLYESTER BANT
POLYESTER TAPE

PVC DİŞ KILIF
PVC OUTER SHEATH

KOD NO CODE NR	BOYUT VE AĞIRLIKLAR (DIMENSIONS AND WEIGHTS)				ELEKTRİKSEL ÖZELLİKLER (ELECTRICAL PROPERTIES)		
	NOMİNAL KESİT NOMINAL CROSS-SECTION	DİŞ ÇAP (yaklaşık) OVERAL DIAMETER (approx.)	NET AĞIRLIK (yaklaşık) NET WEIGHT (approx.)	SEVK UZUNLUĞU DELIVERY LENGHT	İLETKEN DC DİRENCİ 20°C'de max. DC Conductor Resistance at 20°C (ohm/km)	AKIM TAŞIMA KAPASİTESİ CURRENT CARRYING CAPACITY	
						TOPRAKTA 20°C'de IN INGROUND AT 20°C	HAVADA 30°C'de IN AIR AT 30°C
	mm ²	mm	kg/km	m		A	A
960 634	5x1.5	15.5	460	1000	12.1	18.2	14.0
960 635	6x1.5	16.5	520	1000	12.1	16.9	13.0
960 636	7x1.5	16.5	530	1000	12.1	15.6	12.0
960 637	8x1.5	18.5	740	1000	12.1	14.3	11.1
960 638	10x1.5	20.5	870	1000	12.1	13.0	10.2
960 639	12x1.5	21.0	920	1000	12.1	12.3	9.7
960 640	14x1.5	21.5	1000	1000	12.1	11.7	9.3
960 641	16x1.5	22.5	1100	1000	12.1	11.1	8.8
960 642	19x1.5	24.0	1300	1000	12.1	10.4	8.3
960 643	21x1.5	25.0	1400	1000	12.1	9.9	8.0
960 644	24x1.5	27.0	1600	1000	12.1	9.1	7.4
960 645	27x1.5	27.5	1700	1000	12.1	8.8	7.2
960 646	30x1.5	28.0	1800	1000	12.1	8.6	7.0
960 647	37x1.5	30.0	2050	1000	12.1	8.1	6.7
960 648	40x1.5	31.0	2150	1000	12.1	7.8	6.5
960 649	48x1.5	34.5	2750	1000	12.1	7.3	6.1
960 650	52x1.5	36.0	2950	1000	12.1	6.7	5.8
960 651	61x1.5	37.5	3250	1000	12.1	6.5	5.6

0.6/1 kV PVC İZOLELİ, YUVARLAK ÇELİK TEL ZIRHLI, BAKIR İLETKENLİ KUMANDA KABLOLARI

0.6/1 kV PVC INSULATED, ROUND STEEL WIRE ARMoured, CONTROL CABLES WITH COPPER CONDUCTOR



KOD / CODE

YVZ2V-U, YVZ2V-R, CU/PVC/SWA/PVC, NYRY

U: Som İletken

R: Örgülü Rijit İletken

YVZ2V-U, YVZ2V-R, CU/PVC/SWA/PVC, NYRY

U: Solid Conductor

R: Stranded Conductor

STANDARTLAR TS IEC 60502, VDE 0271 BS 6346
STANDARTS TS IEC 60502, VDE 0271 BS 6346

KULLANIM ALANLARI / APPLICATION

GÜÇ MERKEZLERİNDE, ŞALT ve ENDÜSTRİ TESİSLERİNDE, YEREL ENERJİ DAĞITIMINDA GÜÇ KABLOSU OLARAK; MEKANİK HASAR RİSKİNİN OLMADIĞI YERLERDE HARIÇTE, DAHİLDE, TOPRAK ALTINDA veya KABLO KANALLARINDA KULLANILIR.

INDOORS and OUTDOORS, IN CABLE DUCKS, UNDERGROUND, IN POWER OR SWITCHING STATIONS, LOCAL ENERGY DISTRIBUTIONS, INDUSTRY PLANTS, WHERE THERE IS NO RISK OF MECHANICAL DAMAGE.

TEKNİK ÖZELLİKLER / TECHNICAL CHARACTERISTIC

ÇALIŞMA SICAKLIĞI (MAKS.) 70°C

OPERATING TEMPERATURE (MAX.) 70°C

KISA DEVRE SICAKLIĞI (MAKS.) 160°C (max. 5 sn.)

OPERATING TEMPERATURE 160°C (max. 5 sec.)

ANMA GERİLİMİ

0.6/1 kV

RATED VOLTAGE

0.6/1 kV

BÜKÜLME YARIÇAPI (min.)

12xDİŞ ÇAP

BENDING RADIUS (min.)

12xÖTER DIAMETER

YAPISI / CONSTRUCTION

BİR VEYA ÇOK TELLİ BAKIR İLETKEN

SOLID OR STRANDED COPPER CONDUCTOR

PVC İZOLE

PVC INSULATION

PVC DOLGU

PVC FILLER

GALVANİZLİ YUVARLAK ÇELİK TEL

GALVANIZED ROUND STEEL WIRES

POLYESTER BANT

POLYESTER TAPE


PVC DİŞ KILIF

PVC ÖTER SHEAT

KOD NO CODE NR	BOYUT VE AĞIRLIKLAR (DIMENSIONS AND WEIGHTS)				ELEKTRİKSEL ÖZELLİKLER (ELECTRICAL PROPERTIES)		
	NOMİNAL KESİT NOMINAL CROSS-SECTION	DİŞ ÇAP (yaklaşık) OVERAL DIAMETER (approx.)	NET AĞIRLIK (yaklaşık) NET WEIGHT (approx.)	SEVK UZUNLUĞU DELIVERY LENGHT	İLETKEN DC DİRENCİ 20°C'de max. DC Conductor Resistance at 20°C (ohm/km)	AKIM TAŞIMA KAPASİTESİ CURRENT CARRYING CAPACITY	
						TOPRAKTA 20°C'de IN INGROUND AT 20°C	HAVADA 30°C'de IN AIR AT 30°C
	mm ²	mm	kg/km	m		A	A
960 952	5x2.5	15.5	460	1000	12.1	18.2	18.8
960 953	6x2.5	16.5	520	1000	12.1	16.9	17.5
960 954	7x2.5	16.5	530	1000	12.1	15.6	16.3
960 955	8x2.5	18.5	740	1000	12.1	14.3	15.0
960 956	10x2.5	20.5	870	1000	12.1	13.0	13.8
960 957	12x2.5	21.0	920	1000	12.1	12.3	13.1
960 958	14x2.5	21.5	1000	1000	12.1	11.7	12.5
960 959	16x2.5	22.5	1100	1000	12.1	11.1	11.9
960 960	19x2.5	24.0	1300	1000	12.1	10.4	11.3
960 961	21x2.5	25.0	1400	1000	12.1	9.9	10.8
960 962	24x2.5	27.0	1600	1000	12.1	9.1	10.0
960 963	27x2.5	27.5	1700	1000	12.1	8.8	9.7
960 964	30x2.5	28.0	1800	1000	12.1	8.6	9.4
960 965	37x2.5	30.0	2050	1000	12.1	8.1	9.1
960 966	40x2.5	31.0	2150	1000	12.1	7.8	8.8
960 967	48x2.5	34.5	2750	1000	12.1	7.3	8.3
960 968	52x2.5	36.0	2950	1000	12.1	6.7	7.8
960 969	61x2.5	37.5	3250	1000	12.1	6.5	7.5

BAKIR İLETKENLER

COPPER CONDUCTORS



SERT ELEKTROLİTİK BAKIR TEL

YAPISI
Som elektrolitik bakır tel 1.0 - 4.0 mm. çapları arasında TS-2 standartına göre üretilmektedir.

HARD - DRAWN ELECTROLYTIC COPPER WIRE

CONSTRUCTION
Hard-Drawn Electrolytic Copper Wire is produced in diameter of 1.0-4.0 mm. in accordance with TS-2 standard.

HAVAI HATLAR İÇİN ÖRGÜLÜ BAKIR İLETKENLER

YAPISI
Örgülü bakır iletkenler; maksimum çekme dayanımını sağlayacak şekilde, sert bakır tellerin bükülmesiyle TS-3 standardına göre üretilir. Yuvarlak bakır teller bir merkez etrafında tek ya da çok katlı olarak bükülür.

STRANDED COPPER CONDUCTORS FOR OVERHEAD LINES

CONSTRUCTION
Stranded Copper Conductors are produced by stranding of hard copper wires to obtain maximum tensile strength in accordance with TS-3 standard. Round steel wires are stranded around a central element in one or more layers.

NOMİNAL KESİT NOMINAL CROSS-SECTION	TEL SAYISI TEL ÇAPI NUMBER OF WIRE DIAMETER	DIŞ ÇAP (yaklaşık) OVERAL DIAMETER (approx.)	NET AĞIRLIK (yaklaşık) NET WEIGHT (approx.)	İLETKEN DC DİRENCİ 20°C'de max. DC Conductor Resistance at 20°C	HESAPLANAN MİN. KOPMA YÜKÜ MAX. BREAK STRENGTH
mm ²	Adet/mm	mm	kg/km	(ohm/km)	kN
10	7/1.32	3.96	85.8	1.915	3.96
16	7/1.70	5.10	142.4	1.154	6.50
25	7/2.12	6.36	221.4	0.742	9.99
35	7/2.50	7.50	308.0	0.534	13.91
50	7/3.00	9.00	443.5	0.369	19.57
50	19/1.80	9.00	436.3	0.384	19.36
70	19/2.12	10.60	605.2	0.275	26.55
95	19/2.50	12.50	841.7	0.198	36.93
120	19/2.80	14.00	1056	0.158	45.27
150	37/2.24	15.68	1320	0.127	57.73
185	37/2.50	17.50	1644	0.102	71.91
240	61/2.24	20.20	2179	0.077	95.17
300	61/2.50	22.55	2715	0.062	118.56

TAVLANMIŞ ELEKTROLİTİK BAKIR TEL

YAPISI
Yumuşak (tavlı) bakır teller 0.15-4.0 mm. çapları arasında TS-18 ve ASTM B3-1990 standartlarına göre üretilir.

SOFT ELECTROLYTIC COPPER WIRE

CONSTRUCTION
Soft (annealed) copper wires are produced in diameter of 0.15-4.0 mm. in accordance with TS-18 and ASTM B3-1990.

ÖRGÜLÜ İLETKENLER


YAPISI
0.5-630 kesitleri arasında TS 6570 HD 383 S2 ve IEC 602228 standartlarına göre üretilir.

SOFT ELECTROLYTIC COPPER WIRE

CONSTRUCTION
Conductors are produced to use in cable manufacturing in sizes of 0.5 to 630 mm² in accordance with TS-6570 HD 383 S2 and IEC 60228.

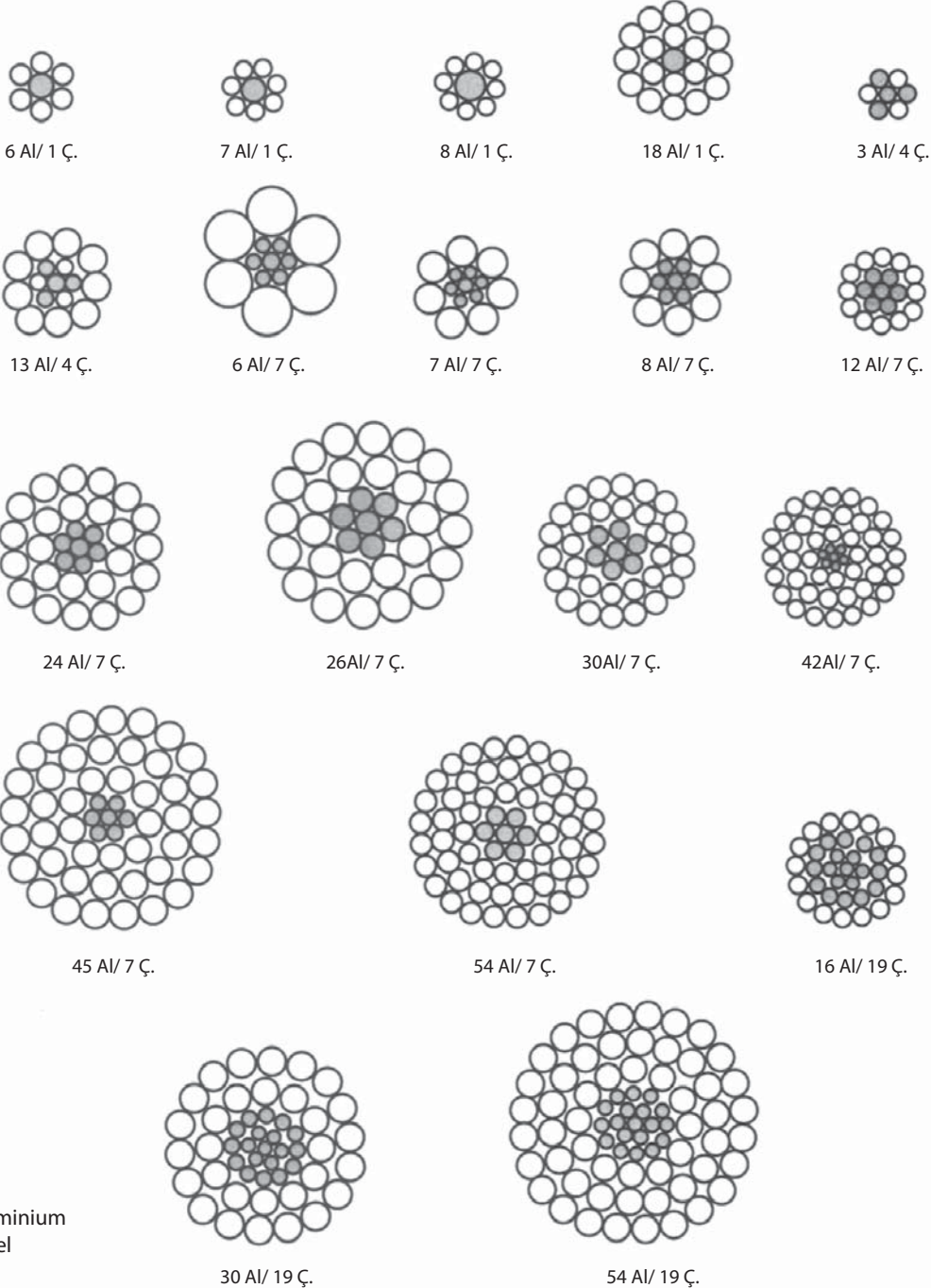
ALÜMİNYUM İLETKENLER

ALUMINIUM CONDUCTORS



Alüminyum iletkenler, "Örgülü Alüminyum İletkenler ve Çelik Özlü Alüminyum İletkenler" olmak üzere iki bölüme ayrılır. Alüminyum iletkenlerin üretiminde kullanılan teller, yüksek kalite filmaşinlerinden soğuk çekme metodu ile çatlak, ezik gibi kusurlar olmaksızın, sert veya tavlı olarak üretilir. Örgülü Alüminyum iletkenler TS EN 50182, ASTM B-230, ASTM B 231 Çelik Özlü Alüminyum İletkenler TS EN 50182, ASTM B-230, ASTM B 232, ASTM B-498 standartlarına veya müşteri şartnamelerine göre üretilir.

Aluminium conductors can be divided into two groups. "Stranded Aluminium Conductors" and "Steel Reinforced Aluminium Conductors". Aluminium wires, used to produce aluminium conductors, are obtained by cold-drawing (hard or annealed) method from high quality rods. Stranded aluminium conductors are produced in accordance with ASTM B-230, ASTM B-231 Steel Reinforced Aluminium Conductors are produced in accordance with ASTM B-230, ASTM B-232, ASTM B-498 or as per customer request.



ÖRGÜLÜ (AAC) - ÇELİK ÖZLÜ (ACSR) ALÜMİNYUM İLETKENLER

STRANDED (AAC) AND STEEL REINFORCED (ACSR) ALUMINIUM CONDUCTORS

ÖRGÜLÜ ALÜMİNYUM İLETKENLER / STRANDED ALUMINIUM CONDUCTORS (AAC)

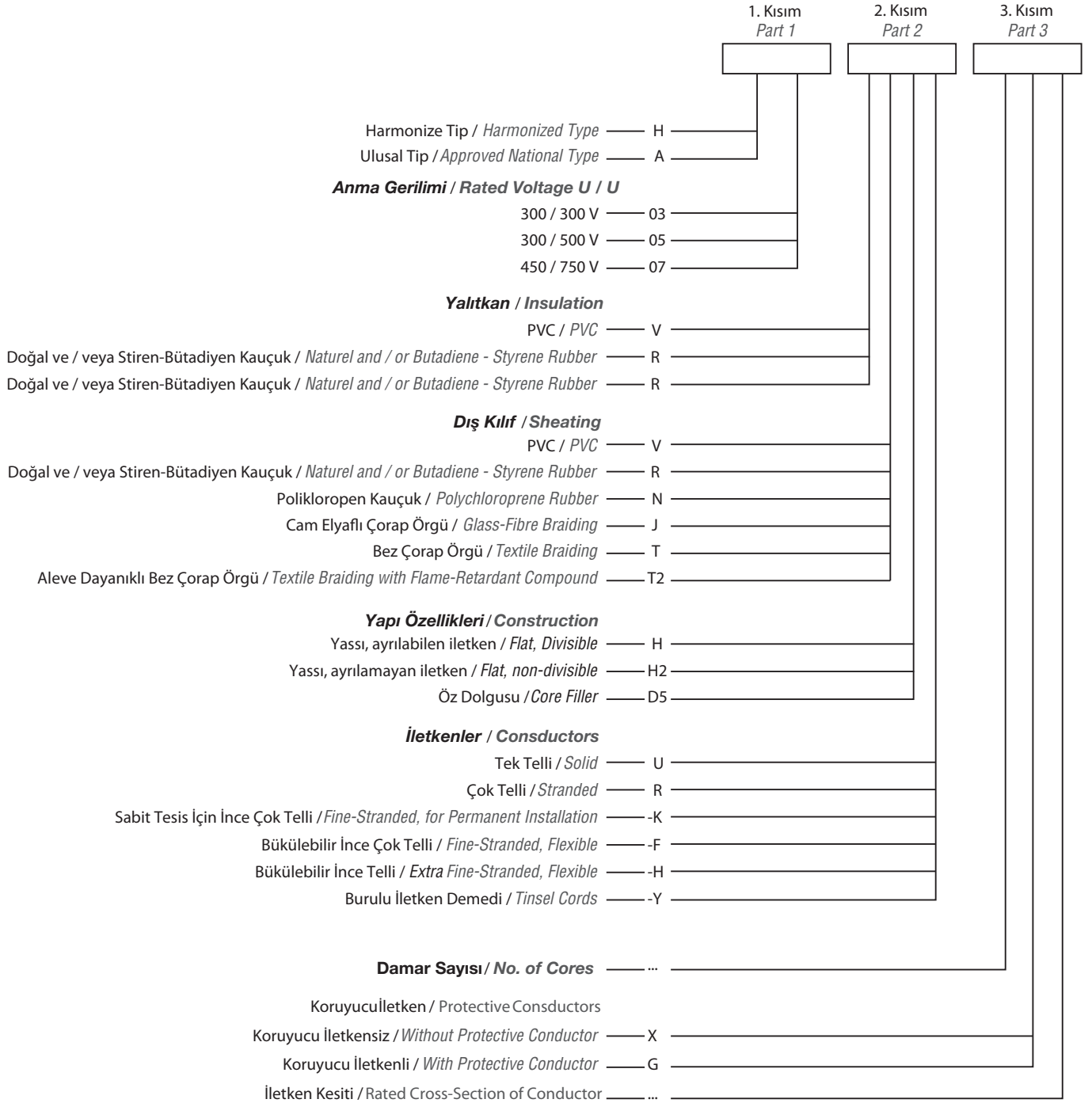
ANMA DEĞERLERİ NOMİNAL COD NUMBER AL (mm ²)	KANADA STANDARTLARI CANADA STANDARD		KESİT CROSS-SECTION		TEL SAYISI VE ÇAPLARI NUMBER OF WIRES & DIAMETER		KOMPLE İLETKEN ÇAPDI Diameter of Conductor (mm)	ANMA KOPMA YÜKÜ TENSILE STRENGTH (kg)	20°C'DE DOĞRU AKIM DİRENCİ D.C RESISTANCE (Ohm/km)	BRÜT AĞIRLIK UNIT WEIGHT kg/km
	Tip Type	Kesit AWG Section	Komple İletken mm ² total	Bakır Eşdeğeri mm ² Copper Equivalent	Sayı Number	Çap Diameter (mm)				
21	Rose	4	21.44	13.30	7	1.96	5.88	3.96	1.3558	57.8
27	Lily	3	26.60	16.73	7	2.20	6.60	6.50	1.0776	72.8
34	Iris	2	33.53	21.09	7	2.47	7.41	9.99	0.8537	91.8
42	Pansy	1	42.49	26.72	7	2.78	8.34	13.91	0.6743	116.4
53	Popy	1/10	53.48	33.63	7	3.12	9.36	19.57	0.5354	146.4
67	Aster	2/0	67.14	42.22	7	3.50	10.50	19.36	0.4254	184.4
85	Phiox	3/0	84.91	53.40	7	3.93	11.79	26.55	0.3372	232.5
107	Oxip	4/0	107.38	67.53	7	4.42	13.26	36.93	0.2662	294.0
126	Valerian	250000	126.35	79.46	19	2.91	14.55	45.27	0.2277	347.5
135	Daisy	266800	135.28	85.07	19	3.01	15.05	57.73	0.2127	371.1
152	Peony	300000	151.81	95.47	19	3.19	15.95	71.91	0.1896	417.7

ÇELİK ÖZLÜ ALÜMİNYUM İLETKENLER / STEEL REINFORCED ALUMINIUM CONDUCTORS STEEL REINFORCED (ACSR)

ANMA DEĞERLERİ NOMİNAL COD NUMBER AL (mm ²)	KANADA STANDARTLARI CANADA STANDARD		KESİT CROSS-SECTION		TEL SAYISI VE ÇAPLARI NUMBER OF WIRES & DIAMETER				ANMA ÇAPDI CODE		20°C'DE DOĞRU AKIM DİRENCİ DC RESISTANCE (Ohm/km)			ANMA KOPMA YÜKÜ TENSILE STRENGTH kg			BRÜT AĞIRLIK UNIT WEIGHT		
	Tip Type	Kesit AWG Section	Çelik Steel (mm)	AL (mm)	Toplam Total mm ²	Bakır Eşdeğeri Equivalent mm ²	Alüminyum Aluminium	Çelik Steel	Sayı Number	Çap Diameter (mm)	Çelik Steel Core (mm)	Toplam İletken Total Conductors (mm)	20°C'DE DOĞRU AKIM DİRENCİ DC RESISTANCE (Ohm/km)	ANMA KOPMA YÜKÜ TENSILE STRENGTH kg	AL kg/km	Çelik Steel Core kg/km	Toplam Total kg/km		
17/3	Thrush	5	16.83	2.80	19.63	10.6	6	1.89	1	1.89	5.67	1.0752	665	46.2	21.8	68.0			
21/4	Swan	4	21.18	3.53	24.71	13.3	6	2.12	1	2.12	6.36	1.3550	831	58.1	27.5	85.6			
27/4	Swallow	3	26.69	4.45	31.14	16.8	6	2.38	1	2.38	7.14	1.0742	1023	73.2	34.6	107.8			
34/6	Sparrow	2	33.59	5.60	39.19	21.1	6	2.67	1	2.67	8.01	0.8543	1264	92.1	43.6	135.7			
42/7	Robin	1	42.41	7.07	49.48	26.7	6	3.00	1	3.00	9.00	0.6767	1579	116.4	55.0	171.4			
54/9	Rawen	1/0	53.52	8.92	62.44	33.7	6	3.37	1	3.37	10.11	0.5362	1945	146.8	69.4	216.2			
67/11	Quail	2/0	67.33	11.22	78.55	42.3	6	3.78	1	3.78	11.34	0.4263	2420	184.7	87.3	272.0			
85/14	Pigeon	3/0	85.12	14.18	99.30	53.5	6	4.25	1	4.25	12.75	0.3366	3035	233.5	110.4	343.9			
135/17	Waxwing	266800	134.98	7.50	142.48	84.9	18	3.09	1	3.09	15.45	0.2134	3220	371.8	58.3	430.1			
135/22	Partridge	266800	134.87	21.99	156.86	84.8	26	2.57	7	2.00	16.28	0.2140	5096	372.2	171.6	543.8			
152/8	Phoebe	300000	152.09	8.45	160.54	95.6	18	3.28	1	3.28	16.40	0.1891	3628	418.9	65.7	484.6			
152/25	Ostrich	300000	152.19	24.71	176.90	95.7	26	2.73	7	2.12	17.28	0.1897	5736	420.0	192.9	612.9			
242/39	Hawk	477000	241.65	39.19	280.84	152.0	26	3.44	7	2.67	21.77	0.1194	8798	666.8	306.0	972.8			
485/63	Drake	950000	402.56	54.44	468.00	253.2	26	4.44	7	3.45	28.11	0.0715	14165	1110.9	511.0	1621.9			
485/63	Cardinal	954000	484.53	62.81	547.34	304.7	54	3.38	7	3.38	30.42	0.0597	15589	1339.6	490.2	1829.8			
485/63	Pheasant	1272000	645.08	81.71	726.79	405.7	54	3.9	19	2.34	35.11	0.0449	20383	1783.8	639.7	2423.5			

HARMONİZE STANDARTLARINA GÖRE

ACCORDING TO HARMONIZED STANDARDS



SEMBOLLER TS HD 361. S3'E GÖRE

SYMBOLS ACCORDING TO TS HD 361. S3

SYMBOL SYMBOLS	MALZEME Yalıtkanlık ve Metalik Olmayan Kılıf Malzemeleri	MATERIALS Insulating and Unmetallic Sheath Materials
E	Polietilen	Polyethylene
N	Polikloropen	Polychloroprene
V	PVC	PVC
X	Çapraz bağlı polietilen	Cross-linked polyethylene
Z1	Yandıığında düşük duman emisyonu bulunan kablolarda kullanılmak için uygun olan ve düşük seviyeli korozif gaz emisyonuna sahip polietilen esaslı termoplastik bileşik	Thermoplastic material has a suitable low level corrosive gas emission with polyethylene basis for low smoke emission
METALİK ÖRTÜLER		METALIC COVERS
AT	Alüminyum ekran	Aluminium screen
A8	Her damar üzerinde alüminyum ekran	Aluminium screen over each core
C4	Bir araya getirilen damarlar üzerinde örgü olarak bakır ekran	Copper wire braiding over cores
C7	Şerit veya bant veya tellerden yapılan bakır ekran	Copper screen from the ribbon or tape or copper wire
C8	Her bir damar üzerinde C7'de olduğu gibi bakır ekran	Over each core as C7
ZIRHLAR		ARMOURING
Z2	Yuvarlak çelik tel zırh, galvanizlenmiş veya galvanizlenmemiş	Galvanized or plain round steel wire armour
Z3	Yassı çelik tel zırh, galvanizlenmiş veya galvanizlenmemiş	Galvanized or plain flat steel wire armour
Z4	Çelik şerit zırh, galvanizlenmiş veya galvanizlenmemiş	Galvanized or plain steel tape armour
Y2	Yuvarlak alüminyum tel zırh	Raund aluminium wire armour
Y3	Yassı alüminyum tel zırh	Flat aluminium wire armour
ÖZEL YAPILIŞ		SPECIAL CONSTRUCTION
Sembol yok / Without symbol	Dairesel yapıışlı kablo	Circular constructed cable
H	Ayrılabilir yassı yapıışlı kablolar ve damalar, kılıf veya kılıfsız	Sheated or unsheated seperable flat constructed cable
H2	Ayrılabilir yassı yapıışlı kablolar ve kordonlar	Unseparable flat constructed cables and cordon
H4	Yassı ve çok damarlı kablo, bir iletkeni yalıtılmamış	Multicore flat cable with non insulated one conductor
H5	İki veya daha çok damarın son olarak bir araya getirilmesi,	Stranded cable with two or more cores together
H6	İki veya daha çok damarı olan yassı kablo	Flat cable with two or more
İLETKEN MALZEMESİ		CONDUCTOR MATERIAL
Sembol yok / Without symbol	Bakır	Copper
-A	Alüminyum	Aluminium
İLETKEN BİÇİMİ		CONDUCTOR SHAPE
-F	Bükülgen bir kablo veya kordonun bükülgen iletkeni	Twisted cable or twisted conductor of cordon
-H	Bükülgen bir kablo veya kordonun yüksek derece bükülgen	Twisted cable or high level twisted conductor of cordon
-K	Sabit tesisatlar için bir kablonun iletkeni	Our cable conductor for fixed installation
-R	Rijit, yuvarlak iletken, örgülü	Rigid, round conductor, braided
-S	Rijit, daire dilimli iletken, örgülü	Rigid, with sector shaped conductor, braided
-U	Rijit, yuvarlak iletken, som	Rigid round conductor, solid
-W	Rijit, daire dilimli iletken, som	Rigid, with sector shaped conductor, solid
-Y	Gelin teli biçiminde iletken	Conductor with the shape of the bride wire
Örnek: YVV-U		Example: YVV-U
Örnek: YVZ2V-R		Example: YVZ2V-R
Örnek: YAXC8VZ3V-R		Example: YAXC8VZ3V-R

SEMBOLLER VDE 0271 VE VDE 0250'YE GÖRE

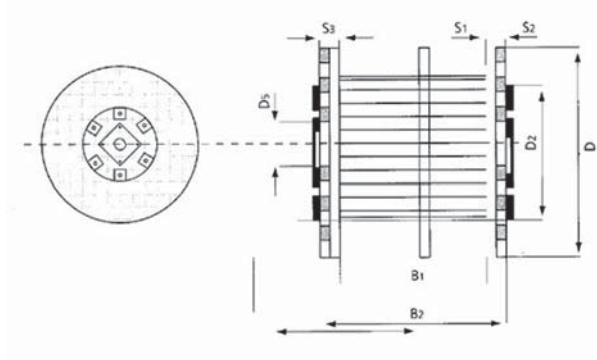
SYMBOLS ACCORDING TO VDE 0271 AND VDE 0250

VDE 0271	AÇIKLAMA	EXPLANATION
A	Alüminyum iletken	<i>Aluminium conductor</i>
Y	PVC bazında termo plastik yalıtkan veya kılıf	<i>Polyvinylchloride insulation or sheath</i>
2Y	Polietilen	<i>Polyethylene</i>
2X	Çapraz bağlı polietilen	<i>Cross-linked polyethylene</i>
H	Yan iletken malzemeden yapılmış kılıf veya sargı	<i>Sheath or tape conductive layer</i>
S	Siper	<i>Copper shield</i>
SE	Her damar üzerinde siper	<i>Metalic screen (copper) over each core</i>
C	Konsantrik iletken	<i>Concentric copper conductor</i>
F	Galvanizli yassı çelik tellerden yapılmış zırh	<i>Galvanized flat steel wire armour</i>
R	Galvanizli yuvarlak çelik tellerden yapılmış zırh	<i>Galvanized round steel wire armour</i>
G	Çelik tutucu şerit (Ş ve O için)	<i>Steel tape (for F and R)</i>
s	Daire kesmesi (sektör kesitli iletken, daire dilimli kesitli iletken)	<i>Sector-shaped conductor</i>
v	Sıkıştırılmış iletken	<i>Compacted conductor</i>
m	Çok telli iletken	<i>Stranded conductors</i>
k	Korozyona dayanıklı	<i>Resistant against corrosion</i>
W	Sıcağa ve korozyona dayanıklı	<i>Resistant against heat and corrosion</i>
u	Alev geciktirici	<i>Flame retardant</i>

VDE 0250	AÇIKLAMA	EXPLANATION
Y	PVC bazında termoplastik yalıtkan	<i>Thermoplastic insulation material (PVC)</i>
S	Metal süper	<i>Metalic screen</i>
G	Lastik yalıtkan	<i>Rubber insulation</i>
2G	Sıcağa dayanıklı	<i>Thermo resistant</i>
W	Açık hava şartlarına dayanıklı	<i>Resistant against air conditions</i>
u	Alev geciktirici	<i>Flame retardant</i>
AF	Burulmuş kablo	<i>Stranded cable</i>
B	Metal kılıf (kurşun kılıf)	<i>Metal sheath (lead)</i>
T	Taşıyıcı ip, tel ve benzeri	<i>Pilot core (textile, steel or similar)</i>
ö	Yağa dayanıklı	<i>Oil resistant</i>
J	Yeşil / Sarı koruma iletkeni	<i>Green / Yellow conductor for earth</i>

STANDART TAHTA SEVK MAKARASI BOYUTLARI

STANDART NON-RETURNABLE WOODEN DRUM SIZE



FLANŞ ÇAPI FLANGE DIAMETER (D)	GÖBEK ÇAPI BARREL DIAMETER (D ₂)	MAKARA İÇ GENİŞLİĞİ INNER WIDTH (B ₁)	MAKARA DIŞ GENİŞLİĞİ OUTER WIDTH (B ₂)	GÖBEK DELİK ÇAPI BARREL HOLE DIAMETER (D ₃)	YAKLAŞIK MAKARA AĞR. APPROXIMATE DRUM WEIGHT
mm	mm	mm	mm	mm	(kg)
700	350	280	360	80	16
800	400	460	540	80	60
900	400	460	540	80	80
1000	500	620	720	80	115
1100	600	620	720	80	140
1200	600	620	720	80	160
1300	650	700	800	80	190
1400	650	680	800	80	245
1500	750	680	800	80	275
1500	750	900	1120	80	350
1600	800	960	1100	80	370
1700	800	960	1100	80	500
1800	1000	940	1100	130	520
1900	1000	940	1100	130	550
2000	1000	1000	1160	130	580
2100	1100	1150	1310	130	770
2200	1200	1250	1450	130	840
2400	1400	1500	1700	130	930



KABLO ÇAPLARINA GÖRE MAKARALARIN TAŞIMA KAPASİTELERİ

WOODEN DRUMS CARRYING CAPACITIES


Makaralar / Drums (mm)


Kablo Çapı mm	500	600	700	800	900	1000	1200	1400	1600	1800	2000	2200	2400	2600	2800
5	790	1525	2310												
6	710	1050	2000												
7	520	760	1500												
8	400	580	1130												
9	320	450	900	1230											
10	260	370	720	1000	1800										
11	210	310	600	820	1500										
12	180	260	500	700	1250										
13	150	220	430	600	1050										
14	130	200	370	500	920	1150									
15	110	170	320	440	800	1030									
16	100	150	280	400	710	900	1650								
17		130	250	350	640	800	1500								
18		120	220	310	560	710	1300								
19		100	200	270	500	640	1180								
20			180	250	450	580	1050								
21			170	230	410	530	960	1350							
22			150	200	380	480	870	1250							
23			130	190	340	440	790	1130							
24			120	170	320	410	730	1040	1700						
25			110	160	290	380	680	950	1650						
26				150	270	340	620	870	1520						
27				130	250	320	530	800	1400						
28				120	230	300	520	730	1300						
29				110	220	280	500	700	1230						
30					200	260	460	630	1100						
31					180	240	440	600	1050						
32					170	230	410	570	980	1150					
33					160	230	380	520	930	1080	1130				
34					150	200	350	500	880	1020	1120				
35					140	190	340	470	810	960	1100	1500			
36					130	180	320	450	780	900	1050	1450			
37					120	170	300	430	730	830	990	1420			
38						160	280	400	700	810	930	1350			
39						150	270	380	670	780	880	1290	1600		
40						140	260	360	640	720	820	1200	1500		
41							250	340	600	700	800	1150	1450		
42							230	320	570	660	750	1100	1370		
43							220	310	550	640	730	1050	1330		
44							210	300	510	610	700	1000	1260		
45							200	280	480	570	660	940	1200		
46								270	470	550	640	900	1130		
47								250	450	530	610	860	1100	1350	
48								240	430	510	580	820	1050	1250	
49								220	410	490	560	790	1000	1220	
50								210	400	470	540	760	970	1170	
51								200	380	450	510	730	930	1130	
52								190	360	430	490	700	900	1080	
53									350	410	410	680	860	1030	
54									340	400	450	650	840	1000	1350
55										380	440	630	800	960	1300
56										370	430	600	780	930	1250
57										350	410	580	760	900	1200
58										340	390	560	730	860	1150
59										330	380	540	700	830	1120
60										320	360	520	670	800	1080
61										300	350	500	650	770	1020
62										290	340	480	630	750	1000
63										280	330	470	610	720	960
64										270	320	460	580	700	940
65										260	300	450	560	680	900
66										250	290	430	540	660	870
67										240	280	410	520	630	840
68										230	270	400	510	610	800
69										220	260	390	490	580	780
70										210	250	380	480	560	750
71										200	240	360	460	540	730
72											230	350	450	530	710
73											220	340	430	510	680
74											210	330	420	500	670
75											200	320	410	480	640
76											190	310	390	470	630
77											180	300	370	450	600
78												290	360	440	590
79												270	350	420	560
80												240	340	410	550



ALKAN KABLO VE ELEKTRONİK SAN.TİC.LTD.ŞTİ

 Muallimköy Mahallesi Gazidede Caddesi No:119 41400
Gebze / Kocaeli

 +90 262 777 00 58

 +90 533 145 61 81

 info@alkankablo.com

 b4b.alkankablo.com

 www.alkankablo.com